

BEFORE THE FIRST MARK...



PLANNING MY DRAWING FROM PHOTOS

LINDA METZGER

APRIL 19, 2026

WHAT IS THE STORY THAT YOU ARE TELLING?



Think about what you want the viewer to understand from your drawing



How do you want to make them feel?



If this is a commissioned piece, what is the client seeking? Why did they choose this particular photo over others? Composition vs. content



What do you like about the source photo? What would you like to change? Why?

ANALYSIS OF PHOTOS

- “Source” vs. “Inspirational”
- Rubrics available online for photography to help
- Rule of thirds
- What do you like about this photo?
- What would you change?
- Consider: Composition, lighting, focus, values, story being told

Photography Rubric

	5 pts	4 pts	3pts	2 pts	1 pt
Punctuality & Professionalism	The assignment is turned in on or before the due date and all guidelines for presentation are present.	The assignment is turned on time or 1 day late and only one element of presentation guidelines is missing.	The assignment is 2 – 3 days late and/or some elements of presentation guidelines are missing.	The assignment is more than 5 days late and/or some elements of presentation guidelines are missing.	The assignment is more than 5 days late and/or many elements of presentation guidelines are missing.
Score:					
Focus	Main subject is in focus. Intentional, deliberate, and appropriate use of depth of field.	Main subject is in focus. Depth of field might be better used to direct interest to the subject.	Main subject is almost in focus. Depth of field is not appropriate to the subject.	Main subject is out of focus, and no thought was given to use of depth of field.	Image is blurry and unusable.
Score:					
Exposure/Light	Great exposure with no loss of texture in the shadows and no 'blown out' highlights. Light improves and enhances the photo's visibility, clarity, contrast and value	A small loss of detail occurs in either the darkest shadow or highlights, but overall the image retains its interest and integrity.	Average exposure. Loss of texture in the shadows main highlights are 'blown out'.	Poor exposure a lot of loss of texture in the shadows or many 'blown out' highlights.	Image is unusable with large areas under-exposed (too dark) or over- exposed (too light).
Score:					
Composition	Composition is interesting and compelling. The composition use's leading lines, perspective, and framing. The photo is simple, purposeful and uncluttered.	Composition is ok, but does not show the subject from a new or unique perspective. The image needs additional elements in the foreground, middle ground or background.	Composition is average. The composition is flat or lacks interest with no leading lines, perspective, or framing.	Composition is poor. Little or no thought was given to the elements of composition.	There was no thought given to composition.
Score:					
Concept / Idea	Great use of an idea or concept. Presented this idea in a unique and novel way.	Good idea or concept, but subject is presented in a typical manner.	Average idea or concept. Subject is presented in a typical manner.	Cliché idea or concept.	No thought given to the subject. No idea or concept presented in image.
Score:					



ANALYSIS OF PHOTOS

Photography Rubric

Photography Rubric

	5 Pts	4 Pts	3 Pts	2 Pts	1 Pts
Focus	Main subject is in focus. Intentional, deliberate, and appropriate use of depth of field.	Main subject is in focus. Depth of field might be better used to direct interest to the subject.	Main subject is almost in focus. Depth of field is not appropriate to the subject.	Main subject is out of focus and no thought was given to use of depth of field.	Image is blurry and unusable.
Exposure/ Light	Great exposure with no loss of texture in the shadows and no blown out highlights. Light improves and enhances the photo's visibility, clarity, contrast, and value.	A small loss of detail occurs in either the darkest shadow or highlights, but overall, the image retains its interest and integrity.	Average exposure. Loss of texture in the shadows; main highlights are blown out.	Poor exposure, a lot of loss of texture in the shadows or many blown out highlights.	Image is unusable with large areas under-exposed (too dark) or over-exposed (too light).
Composi- tion	Composition is interesting and compelling. The composition uses leading lines, perspective, and framing. The photo is simple, purposeful, and uncluttered.	Composition is ok, but does not show the subject from a new or unique perspective. The image needs additional elements in the fore-middle-or background.	Composition is average. The composition is flat or lacks interest with no leading lines, perspective, or framing.	Composition is poor. Little or no thought was given to the elements of composition.	There was no thought given to composition.
Concept/ Idea	Great use of an idea or concept. Presents this idea in a unique and novel way.	Good idea or concept, but subject is presented in a typical manner.	Average idea or concept. Subject is presented in a typical manner.	Cliché idea or concept.	No thought given to the subject; no idea or concept presented in image.

PROBLEM-SOLVING: USE OF YOUR COMPUTER TO HELP

- Look for Black-throated Grey Warblers online for missing legs. 😊
- Use of Photoshop, SnapSeed or similar programs to see if you can improve the focus, values, composition, etc.
- Use of ChatGPT or similar AI assistance.








JUST FOR FUN...

ADDED THE DATE OF THE
MARRIAGE PROPOSAL IN
THE WOOD.



USING THE PHOTOS/SKETCH AND DECIDING HOW YOU WILL TRANSFER IT TO YOUR PAPER

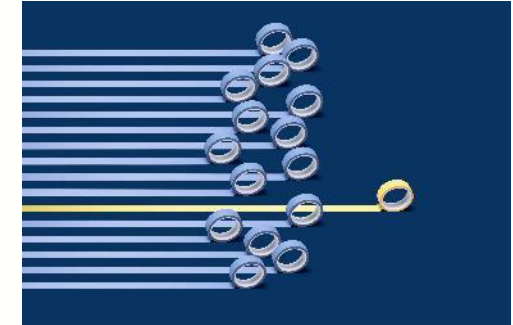
Drawing	Drawing Freehand	
Gridding	Using a grid to break down the drawing into manageable blocks	
Projecting	Using a projector or a program like DaVinci Eye using phone and stand	
Tracing	Using a lightboard to shine through your drawing paper, or duplicating your source photo and using transfer paper or filling the back with graphite and carefully tracing your line art.	

Most important for me: having a print of the most important facial features from my inspirational sketch/photo in the same proportions as my final piece.



TAPING OFF A BORDER (NOT PERMANENT TAPE)

- A quick study comparing: Scotch tape, standard blue painter's tape, Washi tape, Low Tack purple painter's tape, masking tape and archival white artist's tape for a clean border.
- Compare: Size, cost, adherence (too much or too little), ease of use and crispness of resulting border.



TAPE SPECIFICATIONS AND COSTS



1

Scotch Magic Tape: .058 mm thick, cellulose based or film tape with synthetic rubber or acrylic adhesive, 1/2" or 3/4" wide. 3/4" wide x 500' with dispenser is about \$3.25, or .6 of a penny/foot.

2

ScotchBlue Painter's Tape: .13-.137 mm thick, crepe paper, rubber adhesive "14-day removal", from 0.7"-2" wide. 1.88" x 180' is about \$8 or about 4 1/2 cents/foot.

3

Washi Tape: .09 mm thick, Japanese paper (mulberry, hemp or bamboo) with acrylic pressure-sensitive adhesive, from .12" to 1.2". .6" x 32' plain is \$5 or about 15 cents/foot.

4

Low Tack Purple Painter's Tape: .28 mm thick, paper, rubber adhesive, variable widths (1"), 180' is about \$9. *there are thinner, washi purple tapes with acrylic adhesives available* About 11 cents/foot.

5

Masking Tape: .17 mm thick, paper tape with rubber adhesive, varying widths, 180' about \$3.75, or about 2 cents/foot.

6

Archival Artist's Tape: .16 mm thick, varied carrier (usually paper) and adhesive with acid-free components, varying widths. 1/2" x 180' is about \$6, or just over 3 cents/foot.



MY CASE STUDY RESULTS

BEST FOR ADHESION VS.
RESIDUE: WASHI AND LOW-TACK PURPLE

BEST FOR DRAWING: WASHI

...AFTER THE LAST MARK: DO YOU USE A FIXATIVE??

- Krylon/Grumbacher—some artists use multiple layers of workable fixatives
- Lascaux—yours truly, Denise Howard
- Wax—see Denise Howard’s article in the last To The Point (available on CPSA.org) regarding Dorland’s Wax Medium (pg. 41)
- None—textured papers are meant to hold onto the pigment/binder
- Avoid varnishes and fixatives made for oil paintings, (Damar can be harmful to paper. See Carrie Lewis, April 20, 2016)