


Pressing the Point

May 2024

CPSA
Colored Pencil Society of America

District Chapter 117 | Palm Coast FL



We meet on the 3rd Sunday of each month at 1:00 PM (except July & August).
Please check the website for any scheduling changes. www.cpsa117.org



Pat Lentine, Members, and Guests

Sunday, May 19, 2024
1:00PM, Eastern Time on Zoom

This month, we'd like to share thoughts on inspiration. The Oxford Dictionary defines inspiration as "the process of being mentally stimulated to do or feel something, especially to do something creative." As examples, your inspiration could be a person (artist or not), color, place, photo, music, writer, etc. Discussing this topic at the Board meeting, we agreed that we miss personal one-on-one contact with members, so our May meeting will be an interactive conversation and discussion. We thought that this format could be educational and will also help us get to know each other better. We are hoping for lots of questions and back-and-forth conversations so:

1. Bring examples of your inspiration to share. Remember we are among friends so don't be shy.
2. Come ready to inspire and be inspired.
3. Come ready to learn something new.
4. Come ready to get to know your fellow members better.

**Welcome
New Members!**

Thank you for
joining our Chapter!

Meg Hay

Judith Johnson

Peter Kushner

Dianne Packer

~~~

**And Returning  
Members!**

We missed you!

**Martha Donald**

**Max Irsik**

**Connie Krupp**

**Trish Pelletier**

~~~

NOTE: Member-
ships after May 1
include all of
2025 !!

[May
Meeting](#)

[April
Meeting](#)

[CP 2025
Cruise](#)

[JD Custom
Framing](#)

[CPSA Offer](#)

[Classes](#)

May ~ “May is the most beautiful month of the year, a month alive with warm color. The flowers and trees are in full bloom, and even the sun joins this rhapsody by emitting warmer rays.”

— Lillian Berliner, And The Month Was May: A Memoir

Whether it's sun, wind, or rain, nature flourishes around us and lifts the artistic soul. There was a huge storm here last night, in all its terrifying beauty, with unrelenting flashes of lightening, deep rumblings of thunder, and the drumbeats of pelting rain. But the morning arrives refreshed and welcoming, encouraging us to create.

- ♦ **Program** ~ So, apropos of the comment above, **Pat Lentine** will lead a session on “**Inspiration**” ~ what inspires you and your artistic endeavors. The hope is for the group to share with each other and to get to know our fellow members. What you share could be pivotal for someone else. This is an opportunity to learn from the experiences of others. We may not be “in person,” but we can be “face-to-face” and make new connections; bring along some artwork or other items to share. Don't miss out!
- ♦ **Logo Search!** ~ The Chapter needs a new logo. Everyone is invited to submit their ideas, with the possibility of using the selected logo! The deadline is June 1; more details will follow.
- ♦ **Facebook** ~ We would love to have you join us on Facebook. This is a great forum to share your works in progress. It is an opportunity to share your insights as well as pick up a few tips. We hope to see you there!

.We look forward to seeing everyone !!

2025 Colored Pencil Cruise On Celebrity Equinox



7 Day Eastern Caribbean Cruise Departing Port Canaveral on March 29, 2025 Returning April 5



Itinerary

- Day 1 Saturday March 29 -Port Canaveral Depart: 3:30 PM
- Day 2 Sunday March 30 - At Sea
- Day 3 Monday March 31 - Puerto Plata, Dominican Republic
- Day 4 Tuesday April 1 - San Juan, Puerto Rico
- Day 5 Wednesday April 2 - Philipsburg, St Maarten
- Day 6 Thursday April 3 - At Sea
- Day 7 Friday April 4 - At Sea
- Day 8 Saturday April 5 - Arrive back at Port Canaveral

Classes, Seminars and Workshops offered during 3 days at sea

Guest instructors: Bonny Snowdon and Pat Lentine

Registration Link: https://gotravelinc.formstack.com/forms/pencil_art_2025

For information Contact: Peter Kushner, (508)208-6136, peterkushner@me.com

Here is a clickable link from the flier:

https://gotravelinc.formstack.com/forms/pencil_art_2025

April 2024 Chapter Meeting

Judy Madigan, President, welcomed everyone and introduced the Board members. It was announced that **Peter Kushner** would be sharing information about a 2025 colored pencil cruise at the end of the meeting; he covered possible cruise lines, pricing, instructors and a travel agent website to be published. (Click here for the official flyer). Judy also mentioned the logo search due to the chapter name change; everyone is invited to submit ideas and/or artwork.

Pat Lentine announced the topic for the **May** meeting ~ who or what inspires you; perhaps a person, place, color, photo, and so on. The premise is to have a conversation, to make personal connections, and to share. Be sure to bring samples or items if possible. The **June** meeting will feature **Hanneke Jevons** and painting your own pet, focusing on the eyes, taking a photo, making the line drawing, and getting started.

AJ then introduced out presenter, **Linda Metzger**. Linda is such a treasure to be part of our chapter. Linda will share how she came to colored pencil, from



somewhat of a novice to award status just since 2022. She started as a graphic artist, had a full family life and career in physical therapy, then returning full time to drawing. Since then, Linda has been recognized internationally, was selected for Ann Kullberg's "Colors", cover art for "The New Barker" and "CP Magic" to name just a few of her accomplishments. What follows is a brief synopsis of her presentation with just a few images.


Linda began her presentation stating how she was encouraged to do art in early childhood. In college, Oakland University, Rochester, MI, she was further encouraged by her father and art paid for some of her schooling. Linda went on to become a physical therapist, which she absolutely loved, including missionary work in Macau, near Hong Kong. Upon returning, Linda earned her Master's degree at the University of Florida, specializing in neurological disfunction. Then, she stopped drawing for 20 years. In 2001, she suffered a brainstem aneurism, making physical therapy difficult. She then shifted gears, with a son with special needs, worked in education. Then back to physical therapy.

In 2019, she shifted gears. After a bicycling accident, Linda started to draw

Coming into the Light

Finding Joy Through Art

*Presented by
Linda Metzger*



Beginnings

- Born in Michigan
- Drawing by twelve
- "School Artist" in high school

College Days...

2019--Shifting gears...again



again. Now she focused on free-hand drawing of pets. COVID and its protocol set in and Linda started to draw pet portraits, forgoing PT altogether. At this time, Linda was doing graphite and entered into a relationship with Bonny Snowdon. By June, Linda set up a

2020--Pandemic Strikes: practice and "freebies"



- Turning in PT badge
- Dealing with family issues
- Bonny Snowdon
- Setting up business page on FB
- Setting up basic website with GoDaddy
- Birth of "Linda's Pet Portraits"

website and went into business.

Graphite development continued during 2021, playing with light and subtraction techniques. By 2022, Linda took a foundation course with Bonny Snowdon.


2023 was an indescribable year. She was asked to speak at an artist's guild; then lost a nephew in March; was an SAA finalist in May with "Out of the Water;" in August they lost their youngest son at 28 years old; she went on to London with

2021—Graphite Development



2022—Discovering Colored Pencils


- *Bonny Snowdon's Academy*
- *Draw for yourself*
- *Color Commissions*



the encouragement of family. There Linda was able to spend an extended time with Bonny Snowdon. But, during this trip, Joshua was lost. Doing art was hard, but she found hope with teaching kids. CP Magazine awarded Linda with an Honorable Mention. And more honors continued to come her way.

2023—What's Happening?

- Artist's Guild
- Loss of Derek
- "Out of the Water"—SAA Finalist
- Loss of Daniel
- Trip to England
- Loss of Joshua
- "Balcony View"—CP Treasures Vol. 9
- Student—Cora (11 y.o.) District Finalist
- CP Magazine 2023 Competition: Honorable Mentions: "Moose's Sweater", "Those Eyes", and "Out of the Water"




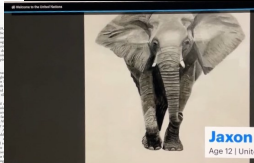

2023 Works in CP



As Linda stated, 2024 continues to be a time of growing and healing. She has been invited to do the cover art and as the featured artist for two publications. Linda also takes pride in one of her students, Jaxon, a 12-year-old, being a finalist in the UN World Wildlife Day 2024.

2024—Growing and Healing

- “The New Barker” — Cover and Featured Artist
- “CP Magic” with Carrie Lewis — Cover and Featured Artist
- Student—Jaxon (12 y.o.) Finalist UN World Wildlife Day 2024



Linda pointed out the flamingo drawing, which she is entering in to the CPSA Exhibition, called “Positively Glowing” looking into the light. Linda draws strength from a Helen Keller quote, “Keep your face to the sunshine and you cannot see a shadow.” After a very challenging year, Linda is keeping her face to the sunshine

and the flamingo drawing is helping her to do that. Her message is to find your joy through your art.

Find Your Joy



“Keep your face to the sunshine and you cannot see a shadow.”—Helen Keller

Linda then went on to the second part of the presentation with a discussion of materials that she prefers, particularly Pastelmat and a selection of pencils. A brief summary of her discussion is below. She also shared where she draws and a few favorite tools.

Part Two: Materials and Process

#1) SURFACE: Clairefontaine Pastelmat

- What is Pastelmat? A cellulose based acid-free deep-toothed velvety paper for use with pastels and colored pencils. Available in pads and sheets (170 lb.) and board (applied to 1.8 mm foamboard).






#2) PENCILS

- Lightfastness—a major concern for me due to commissions
- Faber-Castell Polychromos—made in Germany. \$156/set of 120
- Derwent Lightfast—made in the UK. \$251/set of 100
- Caran de Ache Pablos—made in Switzerland. \$237/set of 120
- Prismacolor Premiere—made in Mexico. \$160/set of 150
- Misc: 22 Luminence; 8 Prismacolor Premiere; 3 Derwent Drawing; 1 white Museum Aquarelle; Grizaye Burnisher Blender.



Next, Linda displayed a step-by-step of her process to draw the Cinnamon Teal duck, "Out of the Water." She commented on the materials, layering, shadows, and composition.

Step by step



"Out of the Water"—Cinnamon Teal Duck



Part 3 of the presentation started with a video of the demonstration as pencil is so slow. Linda chose the fur tail of a Basenji, using Polychromos pencils and always drawing in the direction of the fur. Her advice? Be brave, just draw. The portion covered in the video actually took 25 minutes to record (but accelerated for the presentation), demonstrating the time it takes to properly apply color and layer.

Drawing Fur—A Basenji's Tail



~~~~~



At the conclusion of the video, Linda switched to a live demonstration, finishing the fur tail sample. As Linda drew, those in attendance asked questions. Topics covered the use of a grisaille blender, paper stumps (not preferred), Oyster and other colors to blend (grays, blues), drafting film (not her favorite), kneaded erasers are her favorite, recent production problems with Pastelmat, how much drawing pressure depends on the subject.

The subject won't pop off the page without using lights and darks effectively. For whiskers, takes a very sharp white Polychromos and uses it almost like an embossing tool; the whiskers easily show up when color is applied on top.. It's important to get enough layers for her detail work ~ light over dark.



Recommendation on resources for beginners: Bonny Snowdon Academy, Mark Menendez, Ann Kullberg, Pat Lentine, John Middick/Sharpened Artist, Lydia Steves (Cindy Harrison), Jesse Lane (mini workshops),

Drawing animals is meaningful as Linda brings comfort to her clients who loved their pets so much. Peanut, the cat, is a work in progress. Linda has a thriving commission based business. She discussed how she handles pricing, how much time she puts into each piece, and expectations. If she has 3 months of commissions, then she will raise her prices. She belongs to Petworks for distribution, but most of her clients come from her local area.



Linda uses a workable fixative on her graphite pieces, but not on colored pencil. Pastelmat grabs the color, making fixative unnecessary. She will get 15 or more layers on the Pastelmat. A Slice tool is not needed if you use a sharp pencil. She will keep working the lights/darks to make the piece come alive.

This 3-part presentation was so comprehensive and informative; we will be thinking on all the content for a long time to come. **Many thanks to Linda Metzger** for sharing such an intimate journey with us.



***An immense thank you to***

***Jim Walker***

Jim has accommodated and supported many artists over the years in the Palm Coast area. Many of us go to him for matting and framing.

Jim did the matting for the Flagler County Sheriff's Office K-9 portrait project. As many of you saw from the photos, the green matting looked wonderful at the presentation in February. We wish to extend our heartfelt appreciation to Jim for supporting our Chapter through many shows and events.

If you are in the Palm Coast/East Florida area, consider utilizing Jim's professional services and wide selection of mats and frames. Jim always makes you feel welcome!

**JD Custom Framing  
5 Market Place Court  
Palm Coast, FL 32137  
(386) 246-0610**



## 20% Discount on Airfloat StrongBoxes

May 13, 2024

I'm pleased to announce that Airfloat Systems is offering **CPSA members** a 20% discount on all StrongBoxes. Whether you're shipping art to the CPSA International Exhibition in Brea, California, this summer or anywhere else, you'll want to take advantage of this!

Place your order at their [website](#) and enter the code **CPSA24** for a 20% discount.

As a membership benefit, this discount code is for **CPSA members only** and should **not** be shared with anyone else. The offer is good indefinitely.



*Melissa*

Melissa Miller Nece, CPSA, CPX  
Corporate Relations Director  
Colored Pencil Society of America



## Classes Offered by Members

### Hanneke Jevons

**Open Studio** for colored pencil in my home on Wednesdays and Fridays from 2:00 to 4:00 PM. Space limited to 4 students. Please contact Hanneke at [han-noart@bellsouth.net](mailto:han-noart@bellsouth.net)

### Pat Lentine

**Colored Pencil and Pastel Artists - online Zoom classes:** Each student brings to class a project they want to start. Individual input on each project. Class limited to 10 students. Tuesdays 7:00 - 9:00 pm and Wednesdays 1:00 - 3:00 Eastern. Register at my website [www.patlentine.com/](http://www.patlentine.com/) or contact Pat at: [pat@patlentine.com](mailto:pat@patlentine.com) and 407-758-4437

**Mixed Media Painting & Drawing:** The Artists' Workshop of New Smyrna Beach, Mondays, 5:00 - 7:00 PM. This class is for students of all levels who want to improve their skills in colored pencil, pastel, acrylic, and watercolor. Pat will help you figure out how to start, make decisions, solve problems, and give finishing touches to your projects. Contact: [pat@patlentine.com](mailto:pat@patlentine.com) and 407-758-4437

### Priscilla Humay

Teaching at Ormond Memorial Art Museum ([ormondartmuseum.org](http://ormondartmuseum.org))

\* **Colored Pencil & Mixed Media on Cradled Wood**, May 2024

### Kathi Darby

Teaching at Ormond Memorial Art Museum ([ormondartmuseum.org](http://ormondartmuseum.org))

**If you are offering instruction, please let us know  
so your information can be included in future issues.**



## Our Board Members

CPSA-DC 117

**President:**

Judy Madigan

**Vice President:**

Pat Lentine

**Secretary:**

Priscilla Humay

**Treasurer:**

Kathi Darby

**Membership:**

Linda Doup

**Newsletter/Website:**

AJ Barr

**Historian:**

Kathy Viehe

**Publicity:**

Jo Ann Eurell

**President Emeritus:**

Hanneke Jevons

## Membership Information

**Chapter Membership Benefits:**

- Networking with other colored pencil artists
- Participation in sketch groups
- Member discount rate for local workshops
- Chapter newsletter
- Opportunities for exhibits and event participation

*A member of the local CPSA DC117 St. Augustine Chapter must also be a member of the Colored Pencil Society of America.*

**The benefits of CPSA membership are worth it:**

- A national newsletter, To The Point, twice yearly.
- Product research, pigment identification, lightfast information
- Lower entry fee for annual CPSA exhibitions
- Lower rate for workshops at CPSA Convention
- International membership networking directory
- District Chapters for local and regional networking
- Free link to your website
- Ability to earn Signature status
- NOTE: Only CPSA members who have attained Signature Status may use the initials CPSA or CPX after their name.

CPSA remains firmly dedicated to the fundamental principles of inclusion and diversity, and to racial justice as an inalienable human right.

### Newsletter Contact Info:

For submissions and requests to be profiled, please contact either AJ or Linda.

**AJ** 386-283-2433

cpsa117staug@gmail.com

**Linda** 386-295-0486

lindadoup@att.net



### MEMBERSHIP APPLICATION

New Membership       Renewal

Check if you have paid CPSA National

NAME: \_\_\_\_\_

ADDRESS: \_\_\_\_\_

CITY: \_\_\_\_\_ STATE: \_\_\_\_\_

ZIP CODE: \_\_\_\_\_

EMAIL: (Please print) \_\_\_\_\_

PHONE(s): \_\_\_\_\_ (Home) \_\_\_\_\_ (Cell)

- Annual chapter dues are **\$20**.
- Membership year runs from November 1st to October 31st.
- Applications for CPSA National can be obtained through the website: [www.cpsa.org](http://www.cpsa.org)

**GO TO THE WEBSITE [cpsa117.org/membership](http://cpsa117.org/membership) to complete the online form.**

**Then to the Store page to complete the payment. Thank you!**