

Pressing the Point

November 2019

CPA
Colored Pencil Society of America

District Chapter 117 | St. Augustine FL



CPSA-DC 117
160 Cypress Point Pkwy
Suite A208 (2nd floor)
(Flagler County Art League)
Palm Coast, FL 32164

We meet on the 3rd Sunday of each month at 1:00 PM (except July & August – no meetings).

Please check the website for any scheduling changes.

Dec 15: Holiday Party
Jan 19: Heather & AJ on Lucy/Lucinda. Preparing for CPSA exhibition with CaFE
Feb: Chapter Show at FCAL
Feb 16: Final preparation for CPSA exhibition submissions
Summer 2020: CPSA Nat'l Convention in Tampa

November 17th Meeting: *Photoshop ~ No Fear!*

We all take photos for our colored pencil pieces and for personal pleasure. Photo editing software seems so complex and scary to many of us. For some, it just seems too technical with too many menu options.

Fear not! **Joanne Eurell** will take the fright out of photo editing with a demonstration of **Adobe Photoshop**. We will learn the basics of editing a photo ~ cropping, exposure, image sizing, layering, and so much more.

Professional photographers can go quite deep into all the features of this and other photo editing applications, but the every day user can very easily learn some of the essential options that will really enhance their photos and be a pleasurable experience. For example, every photo that you see in these newsletters is run through Photoshop, especially to crop and adjust the lighting.

Be sure to bring in a few items of completed or works-in-progress for **Show & Share**. This part of the program always proves informative and helpful. Snacks are always welcome. See you there!



In This Issue

- ◆ November Meeting
- ◆ October Recap
- ◆ Member Profile: Judy Madigan
- ◆ Items of Interest
- ◆ CPSA Notice
- ◆ Scammer Warning
- ◆ Local, Regional & Online Classes
- ◆ Membership Information

October Recap ~ Icarus!



Before we get to the program, we first celebrated Hanneke Jevon's birthday with a surprise cake! Best wishes from all of us.

Our meeting room was set up with several Icarus Board stations for members to try out. But, first **Bill Shoemaker** gave us a great overview of this handy tool which he uses regularly.

The Icarus line of products was invented by Ester Roi, and artist and inventor. According to the literature, the basic principle is that when a wax-based medium is exposed to heat, it becomes softer and melts. But, off the heat the medium quickly solidifies.

There are 3 models, the Icarus Drawing Board (in two sizes) and the Icarus Painting Board (the largest).

The Drawing Boards have a warm zone and cool zone so you can move your piece back and forth. These are designed for the table top, working horizontally.

The Painting Board is designed to use vertically, on an easel. The entire surface is a warm zone.

You can check out the information and examples on the Icarus website: icarusart.net. *"The Icarus Boards are just a tool; they won't teach you how to draw, but they will add a new and exciting dimension to your drawing experience."*

Bill proceeded to explain how he uses the board and to show us examples of his work. It certainly makes backgrounds much easier and faster to complete. But it is also useful in many other ways: skin tones, liquid effects, translucent effects, etc.

The boards work best with wax-based colored pencils, colored pencil sticks, water-



Icarus Drawing Board



Icarus Drawing Board



Icarus Painting Board

(Continued on page 3)

(Continued from page 2)

soluble and water-resistant wax crayons and wax pastels; and oil pastels.

There is a wide variety of surfaces that can be used: drawing, watercolor, and pastel paper; illustration boards; fabric, glass, and more.


Bill demonstrated some tools that he uses, for example, “color shapers” which have silicon tips and can move and blend the medium. Paper stumps can also be used.


Bill then invited everyone to try the Boards and tools for themselves. **Thank you, Bill**, for a wonderful hands-on Chapter meeting!

Pat Lentine gave an update on the CPSA National Convention in Brea, CA. For those of us who have never been able to attend a convention, her description really got us psyched up for this year in Tampa. **Thank you, Pat**, for the update and for representing our Chapter.

After some general announcements by, we proceeded to **Show & Share**. Thank you to **Hanneke Jevons, Helene Alland, Becky Busch, Joyce Houck, and Pat Lentine** for sharing their artwork; we learn so much from this sharing. See you for the November meeting!







Member Profile ~ Meet Judy Madigan

Judy Madigan, a Connecticut native, retired after a twenty year career in CT's Department of Correction, where she achieved the rank of Deputy Warden. Her love of art and desire to be creative was, by necessity, put on the back burner during much of that time.



After retiring and moving to the Charleston, SC area, the creative juices began to flow. There, she focused on exploring creativity, drawing, and pottery. In 2006, Judy moved to Palm Coast, FL and continued her artistic exploration. She has discovered that what she loves best is learning – new media, new techniques, new ideas, new supplies.

While not formally trained, Judy has taken numerous classes and workshops. She has delved into sculpture, watercolor and acrylic painting, altered art and mixed media, silk painting, colored pencil, and most recently pastel painting. Judy is an active member of the Flagler County Art League, the Colored Pencil Society of America's District Chapter 117, and the newly formed Flagler Pastel Artists.

Regarding colored pencil:

"I started working with colored pencils around 2013. Many of my artist friends were doing colored pencil work and I became intrigued with the medium. I love the fine detail that can be achieved. After taking some classes with Bill Shoemaker and Hanneke Jevons, I decided to join CPSA and DC117. In January 2016 I volunteered to become the Chapter's Treasurer and still hold that position.



As was stated in the above bio, I love learning! To that end, I have taken advantage of the workshops given by DC117 each year, and find that they have greatly enhanced my artistic knowledge. I learn from every class I take and instructor I meet.

I especially like to paint my animals. With four cats and one dog (all rescues), I have lots of material available! But I also like to explore other subjects, and try the various materials associated with the colored pencil medium (solvents, drafting film, pastels, etc.).

I attended the National Convention when it was held in Daytona, and loved the experience. I look forward to the Convention to be held in Tampa next summer."

Meet Judy Madigan continued...



Items of Interest ...

Don't' Forget ...

Our annual **CPSA national and chapter dues are DUE !!** Be sure to renew with National online or by mail (\$45). And bring your Chapter check to the meeting in November (if you forgot in October!) (\$20). Thanks!

Don't' Forget ...

To wear your badge to the meeting !!

Time to prepare for the Chapter show at FCAL ...

We will be having the **Chapter** show at the Flagler County Art League this year during the month of **February 2020**.

Start preparing now! Give some thought to your entries. As we get closer, and in the upcoming newsletters, we will begin to review what is needed and how to get ready. This is going to be a great time, so much closer than the Peabody!

Never too soon to plan for CPSA National Convention ...

You will see constant reminders this year about the **CPSA National Convention & Exhibition in Tampa, end of July 2020**. Our Chapter will help host this event and be very involved. The goal is to have every member participate if at all possible.

There is going to be a **BIG** push for every member to enter the Exhibition. We are planning preparatory programs to help you get the artwork done, photographed, framed, and entered.

The activities happen sooner than you think. This will be a super fun all-member event. Start drawing!!



Karen Saleen named to CPSA national board

November 1, 2019

To: Linda Doup

From: Deborah Maklowski, CPSA president

Introducing Karen Saleen

Please join me in welcoming Karen Saleen, of Salem, Oregon, who joined the national governing board as the new district chapter development director (DCDD) effective today, replacing outgoing DCDD Debbie Hook.

Karen holds a Bachelor of Science in Education and a Master of Science in Special Education. Her professional career was spent as a special education teacher and an autism specialist in the Marion County, Oregon, public school system. As a result of her knowledge, training, and experience in those fields, Karen brings a wealth of invaluable skills to this foundational position, including positive communications, team building and team processes, problem solving, and conflict resolution. She is also experienced in the nonprofit arena, currently serving as gallery hosting coordinator on the board of the Keizer Art Association near Salem. Karen, who joined CPSA in 2014, is a member of two district chapters, Portland (DC 201) and Seattle (DC 207), and served on the board of the Portland chapter. She can be reached at chapters@cpsa.org.



Karen Saleen

A huge thank-you to Debbie Hook

Debbie first joined the CPSA national governing board in 2013 as conventions director, and moved to the DCDD spot in 2016. Her drive, energy, and enthusiasm, along with a cheerful and unflappable approach to problem solving, were key to her success in both positions. She is a member of the Greater Cincinnati chapter (DC 119) and served as its president prior to joining the national board. Debbie is looking forward to continuing to teach classes, travel, and operate her framing shop. We will miss her, and thank her for her many years on the CPSA board.



Debbie Hook

Warmest regards,

Deborah Maklowski, CPSA, CPX
President
Colored Pencil Society of America

Beware the Scammers



Sadly, CPSA National as well as one of our own Board members have been hacked by a scammer. The attack is believed to have come via a CPSA national email. Part of the scam is the attempt to get you to buy a gift card.

But, besides that, our member had her email compromised which required many hours with her provider to fix and resolve.

It is important to remember that on group emails you should use the BCC option so that multiple email addresses are protected.

And, of course, never fall for the gift card scam, buying online or by phone. You will be asked for the PIN. Also, be aware that Facebook is not secure and is often the gateway to scams.

Below is the warning email from CPSA National. 'Tis the season to be jolly ~ but unfortunately it's also the season to get scammed.

Dear chapter colleagues,

We have recently learned that a financial scam was directed against the board members of one of our CPSA district chapters. We want to make sure you are all aware and are on guard against any future scams of this kind. PLEASE SHARE THIS EMAIL WITH ALL YOUR CHAPTER MEMBERS. We have no way of knowing who will be the target of the next attempt.

In this case, we think the scammer was able to contact the chapter's board members directly because their personal email addresses were available from the chapter's website. The scammer -- who used this email: pres_clubs@clubmembers.com -- sent an email to each board member pretending to be the chapter president. The board members were each instructed to purchase six \$100 eBay or GooglePlay gift cards (claiming they were to be donated to a veterans' hospice), scratch the back of each card to access the PIN number, and then send the PIN numbers either to the scammer, by replying to the email he was using, or to another fake email -- vhw@ts-kc.com -- identified as "Veterans' Hospice Palliative Care" (but actually the scammer). Last, the board members were assured that the chapter president, whose signature ("FirstName LastName, President") was at the bottom of the email, would "be liable" for reimbursing the board members.

Next time it may be different amounts, different types of gift cards, a different charity identified as the recipient, or different emails to which the PIN numbers are to be sent, but the basic scam will be the same: someone you think you know, but probably using an email you've never seen before, will ask you to buy gift cards and send them the PIN numbers and will promise to pay you back.


How do you protect yourself? Here are a few rules.

1. Never buy gift cards just because someone else asks you to. Gift cards are the most frequently used currency for scams like this. And no one you actually know will ever ask you to send them the PIN numbers. Really.
2. Ask yourself whether this is something the chapter board or president ever discussed the chapter doing. Does it sound at all likely? If you're not sure, call the president directly and ask, before you do anything else. Your very best defense is a healthy skepticism.
3. Always check the sender's email. In this case, it's visible and an obvious fake. If it's not visible, roll your mouse over the link that is the sender's name and see what it says.
4. Never make your personal email addresses available on your chapter website. Use the official chapter email forwarder (location-dc999@cpsa.org) that has been created for you. Or set up a "contact us" link that opens a secure page that people can use to reach the chapter. Corporate image director CJ Worlein (image@cpsa.org) can help you with that.
5. And just as a general rule, never click on any links in suspicious or unsolicited emails. Never never never. No cute or funny video or photo is worth the anguish of the damage that malicious software can do to your computer. Again, when in doubt, check with the person who is the purported sender before you do anything else.


The bottom line: If someone's asking you to send them money, or anything that equals money (gift cards, PIN numbers, account numbers, Western Union transfers, MoneyGrams, etc.) ALWAYS assume it's a scam until you reach the real and actual person you think it is to confirm that the request is legitimate. Sad to say, it probably won't be. This is just the world we live in.

-- Deborah

Deborah Maklowski, CPSA, CPX
President, CPSA
P.O.Box 8842
Ellicott City, MD 21042



Colored Pencil Education



The following is listed solely for the benefit of our members and is neither sponsored nor endorsed by CPSA DC-117.

LOCAL WEEKLY CLASSES

Flagler County Art League: flaglercountyartleague.org 386-986-4668

INTRODUCTION TO COLORED PENCIL taught by **KATHI DARBY**. Learn the skills and methods of creating colored pencil still life, landscapes, and portraits. Mondays 1:30-4:00 PM.

INTERMEDIATE DRAWING taught by **LIZ MONACO**. Work from still life and photos designed to strengthen various drawing skills; graphite pencils, pen & ink washes, charcoal/tinted paper, adding color. Fridays 1:30-4:00 pm.

DRAWING 101 taught by **LIZ MONACO**. Learn the basics, whether a beginner or a great review for everyone. Coming in Jan 2020. Fridays 1:30-4:00 pm.

COLORED PENCIL PORTRAITS taught by **LIZ MONACO**. Coming in Feb 2020. Fridays 1:30-4:00 pm.

New Smyrna Artists Workshop: artistsworkshopinc.com 386-424-9254

COLOR PENCIL DRAWING taught by **PAT LENTINE**. Learn the ease of making colored pencil look like a painting. Wednesdays 1:00-4:00 PM.

ALL DAY PASTEL PAINTING taught by **PAT LENTINE**. Explore hard pastels and pastel pencils while working on a project. Offered once a month 9:30 AM—3:30 PM.

Reminder (courtesy **Kathi Darby**): Please remind anyone who is a member of FCAL* that we offer a free open studio (Wine, Women and Whatever) every Wednesday afternoon from 3pm - 6pm. You can stay as long as you wish and work alongside friends and colleagues.

It's a great social time for sharing ideas and techniques as well as dedicated work time. Sometime we bring wine and snacks as well. Very casual but also productive! (BTW, guys are welcome too. We just call them the "whatever." LOL)

* Non-members may also join in for a very minimal fee.

If you are teaching a class or workshop, please let us know so we can include it next time. Also, if you know of workshops that would be of interest to the membership, send along the information.
Much appreciated!

Soar

COLORED PENCIL WORKSHOP

Spring Hill, FL

MARCH 21 & 22, 2020



Learn how to draw

*Rose
& Vase*

on Graftix® drafting film!



What you'll learn with Gretchen Parker:

- How to work effectively on drafting film.
- How to beautifully render glass reflections and create bright, vivid colors.
- Use frottage to create instant textures.
- Plus, you'll learn new techniques from an award winning artist in a class filled with fun!

Gretchen's
Work
→



Save your seat >>

www.annkullberg.com/SOAR

Workshop Location:
Weeki Wachee Senior
Citizen's Club
3357 Susan Dr,
Spring Hill, FL 34606

Our Board Members

CPSA-DC 117

President:

Hanneke Jevons

Vice President:

Linda Doup

Secretary:

Heather Shaw-Stillman

Treasurer:

Judy Madigan

Membership:

Joan Franchi

Webmaster:

Pat Lentine

Newsletter Editor:

AJ Barr

Historian:

Pat Lentine

President Emeritus:

Bill Shoemaker

Membership Information

Chapter Membership Benefits:

- Networking with other colored pencil artists
- Participation in sketch groups
- Member discount rate for local workshops
- Chapter newsletter
- Opportunities for exhibits and event participation

A member of the local CPSA DC117 St. Augustine Chapter must also be a member of the Colored Pencil Society of America.

The benefits of CPSA membership are worth it:

- A national newsletter, To The Point, twice yearly.
- Product research, pigment identification, lightfast information
- Lower entry fee for annual CPSA exhibitions
- Lower rate for workshops at CPSA Convention
- International membership networking directory
- District Chapters for local and regional networking
- Free link to your website
- Ability to earn Signature status
- NOTE: Only CPSA members who have attained Signature Status may use the initials CPSA or CPX after their name.

Chapter Application

MEMBERSHIP APPLICATION

District Chapter 117 - St Augustine FL

New Membership Renewal

Check if you have Paid National CPSA

NAME: _____

ADDRESS: _____

CITY: _____

STATE: _____ ZIP CODE: _____

EMAIL: _____

PHONE: _____

.Annual chapter dues are \$20. The membership year runs from November 1st to October 31st. All checks are to be made out to :

DC 117/ St. Augustine, and sent to Joan Franchi, 38 Westmore Lane

Palm Coast, Fl. 32164.

Applications for CPSA can be obtained through the website: www.cpsa.org

Newsletter Contact Info:

For submissions and requests to be profiled, please contact either AJ or Linda.

AJ 386-283-2433

msajbarr@earthlink.net

Linda 386-295-0486

lindadoup@att.net