


# Pressing the Point

February 2022



District Chapter 117 | St. Augustine FL



**We meet on the 3<sup>rd</sup> Sunday of each month at 1:00 PM (except July & August).**  
***Please check the website for any scheduling changes.*** [www.cpsa117.org](http://www.cpsa117.org)



**All About  
CPSA Convention 2022  
Tampa, FL**



and



**Colored Pencil  
Tips**

**1 PM Sunday, February 20, 2022  
on Zoom**

This year, the CPSA Convention will be held in Tampa. Join us for a presentation on all you need to know to register and attend this premier event. Learn about the workshops, supply vendors, exhibit, and presentations. Meet famous artists. See the wonderful colored pencil works in person! Plan to attend.

Also, DC 117 Board Members are going to share their favorite tips they have learned during their colored pencil journey.

Members will receive an email with the Zoom link prior to the meeting. If you are not a member of CPSA DC 117 and would like to join us for our meeting, please email [cpsa117staug@gmail.com](mailto:cpsa117staug@gmail.com) so we can send you an invitation for the meeting. Deadline for registering is Saturday, February 19th. Non-members are allowed to attend up to three meetings before becoming a member of our chapter.

## **Welcome New Members**

**Gary Dyak  
Mary Grimme  
Sharon Meng**

We are delighted that you  
joined our Chapter.

**Thank you** for your support.

**Congratulations** to our 2021  
Challenge award winners ~  
**Linda Bishop and  
Cyndi Feeney !!**

Thank you to **everyone** who  
participated ~ you made it a  
great year!

Please click the links or just  
scroll through the newsletter to  
see all the news!

[RoCo 6x6](#)

[Renewal Info](#)

[February  
Meeting](#)

[January  
Recap](#)

[Member  
Achievements](#)

[CPSA  
National](#)

[Classes](#)

## Chapter Meeting

### February ~ *Preparing for the upcoming year*

The weather has been extreme depending on where you live ~ from heat in Florida to snow storms up north, heavy rains, and a few tornados. Hopefully, everyone is safe and healthy.

- ♦ **Program** ~ This will be a two part program. **Part 1:** we will review the ins and outs of the CPSA National Convention & Exhibition coming up in July 2022. With the convention cancellations in 2020 and 2021 due to the pandemic, this is a much needed opportunity to review this exciting event ~ what to look for, how to register, the convention activities, entering the exhibition, and so on. **Part 2: Tips!** A variety of colored pencil tips will be presented, then the floor will be opened up for everyone to participate. **Bring a favorite tip along with you to share.**
- ♦ **Challenge Update** ~ This year the challenges will be more in-depth and will build on the skills that were presented in 2021. As before, a drawing will be held at year end; please note, although everyone is invited to participate, only **members** are eligible to win the award. Entries will be posted on the website ([cpsa117.org/Challenge 2022/](https://cpsa117.org/Challenge%202022/)); submit entries to [cpsa117staug@gmail.com](mailto:cpsa117staug@gmail.com). The first Challenge for 2022 is an original composition featuring **reflections**. It will be due by the March meeting.
- ♦ **Sharing** ~ If time permits, we will have a show & tell to close the meeting.

***We look forward to seeing soon!!***

**Challenge Note:** **Everyone** is invited to submit a photo of your work. The one rule is that your submission must have been done during and/or after the announcement (no prior work). Completing each challenge this year makes all **members** eligible for a drawing for a prize (gift card). But, more importantly, it will serve to strengthen your own skill set as you move forward with your colored pencil endeavors.

#### **Zoom Info:**

Remember, ***an email invitation will be sent to every member or guest with the link for the meeting.*** You will click on the link and then join in. Feel free to invite someone to attend with you ~ **all are welcome.**

To show your work, you can simply hold the piece up in front of your webcam. **OR**, you can email a photo of the piece to **AJ** ([cpsa117staug@gmail.com](mailto:cpsa117staug@gmail.com)) and we will display them for you. Problems joining that day? AJ (386) 283-2433.

## January Meeting Recap

**Linda Doup**, President, welcomed everyone; there were 37 in attendance. Linda went on to clarify the guest protocols pursuant to CPSA National guidelines. She explained that these protocols were set aside during the past two years due to the pandemic so that we could maintain our art community rather than endure isolation. During this time, we have made so many wonderful friends across the state and the country.

The normal protocol is that after 3 meetings or so as a guest, we would ask if you would like to join the Chapter. Membership shows support for our common goal of promoting colored pencil as a fine art and helps with costs to operate this prestigious organization.

Membership does have its benefits, but it also is an expression of support for what we do in developing programs and activities, which takes considerable effort. As many of you know, many of the programs over the past year have been true high-quality in-depth workshops.





**Pat Lentine** introduced the new Challenge program for 2022. Rather than monthly entries, this year the challenge is to complete an original composition over a 60-day period. The first challenge is to incorporate or feature **reflections**, based on the workshop in 2021 given by Liz Monaco.

The drawing for the **2021 Challenge awards** was conducted by **AJ Barr**. **Congratulations** to **Linda Bishop** (member) and **Cyndi Feeney** (guest). Each received a \$50 gift card of their choice.

The presentation was given by **Kathi Darby** on “**Grisaille**”, a technique featuring gray scale to help define the values needed for a successful work. Grisaille has been used by many artists over the centuries (first noted in the early 1300’s). It’s often been said that values do all the work, but color gets the credit. Grisaille is used as an underpainting to emphasize the values, then color is layered over the drawing.

As usual, Kathi did a masterful job of explaining and demonstrating this important technique, one with immediate benefits for pencil artists, whether a beginner or experienced ***Thank you to Kathie Darby*** for a wonderful and much needed presentation.

## Grisaille



### Steps:

1. Overview of tertiary grays, a warmer gray.

**Tips:** Print both a color reference photo and B&W as value reference; can trace and sketch grays in. Tip: draw over the print, but counts as mixed media only.

2. Start with **White** over the photo.

3. Highlight the eyes.

4. **Dark Umber** on eyes and ears, use light pressure.

5. **Burnt Ochre** (or Sienna Brown) on facial features.

6. Remember the nose is splotchy.

7. Define where the neck is.

8. **Sandbar Brown** on ears, eyes, muzzle.











9. **Goldenrod**—use sparingly on facial features.

10. **Rosey Beige** on ears.

11. **Nectar** on eye and ears.

12. **30% Warm Gray**. Stoke in direction of hair, vary length, follow curves of hair.

13. Wash neck, avoid the whiskers. (leave white).











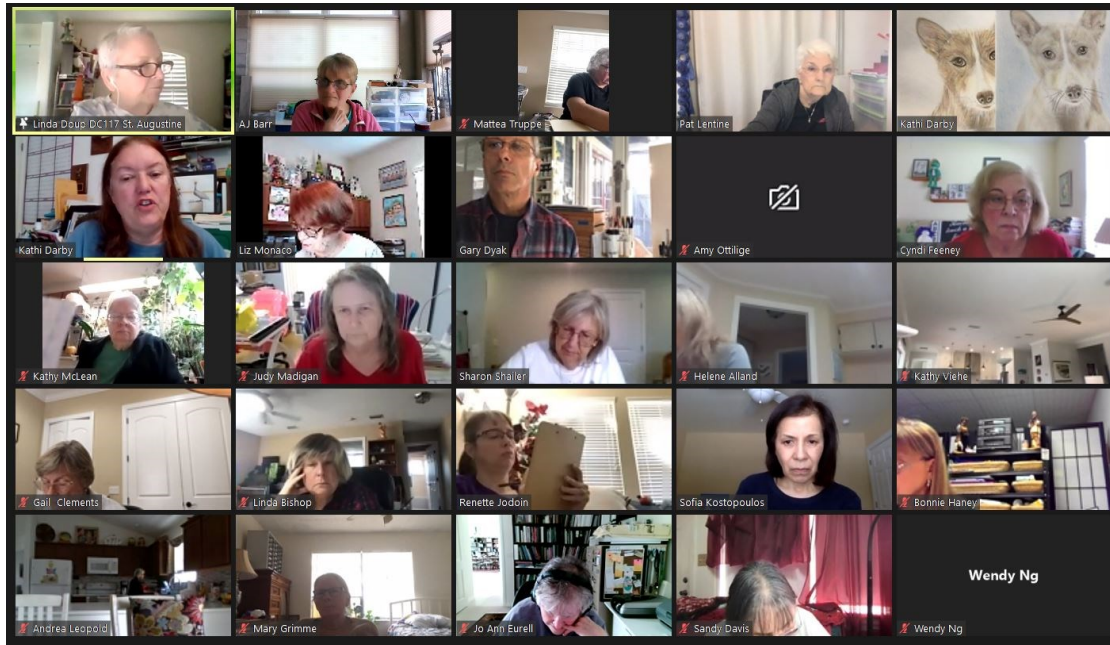
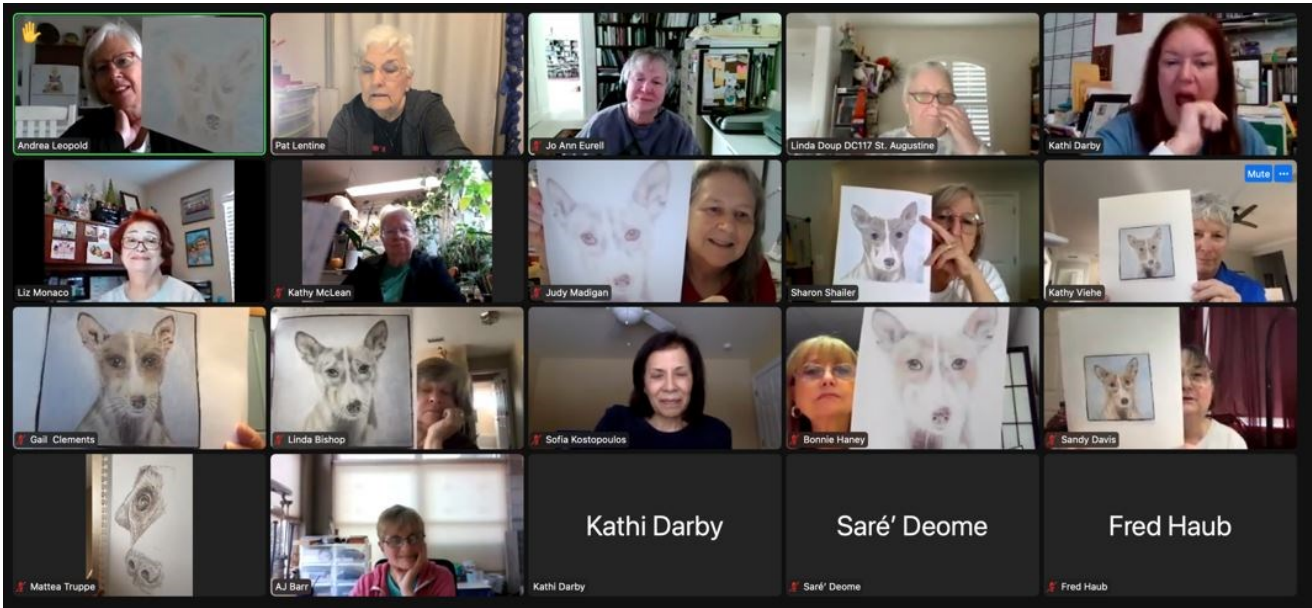


## Grisaille

### Steps:

14. **90% Cool Gray** on features.
15. **Ginger Root** on eyes, ears, muzzle.
16. **Burnt Ochre** on facial features and neck.
17. **Sandbar Brown** again.
18. Turn paper upside down, change direction, smoother.
19. **Light Cerulean Blue** wash on background, scumble.
20. Now turn over. Layer **Cerulean Blue** over to darken.
21. Use blending stump on background.
22. **Black** or **Espresso** on whiskers and eyes.
23. **Dark Umber** touch up.
24. Compare, finish.








## Member Achievements

### Work of Our Members on Social Media



Miniature buildings by **John Robak** - created from watercolor paper, ink, and colored pencils.



**Robert Sena** drew a male American Kestrel from a photo taken at Lake Apopka, FL on 11/14/21.

He used Polychromos® pencils on Strathmore paper.

"Okarito Coast," aka "There's Always One," by **Robert Sena** from a reference photo taken in New Zealand, 11/21/19.

Polychromos® pencils on Canson paper.





**Member Achievements**

**Work of Our Members on Social Media**



***“Golden Iris”***  
by **Mark Menendez**


***“Sandhill Cranes”***  
by **Hanneke Jevons**  
Colored pencil on  
suede board





**Member Achievements ... continued**

**Congratulations, Hanneke Jevons !**



“Cliffy is a rescued donkey and I felt his eye told his story... when first rescued his look was dull, defeated. Now he is bright with joy... his soul saved .“

**“Soulful Eye”**

**Hanneke Jevons**

*St. Augustine Art Association  
4th Place*

**Congratulations, Helene Alland !**

**Helene Alland** was named **Artist of the Month** for January 2022 at The Art Studio of St. Augustine Beach, FL ([www.beachartstudio.org](http://www.beachartstudio.org))

Have you received an award or recognition or were featured in an art exhibition? Please let us know! We want to share your good news. ***Your achievements are an inspiration for others!***

## 2022 Call for Entries and Prospectus



# 30th Annual Colored Pencil Society of America International Exhibition

The CPSA International Exhibition is an annual juried gallery exhibition exclusively for works done in 100% colored pencil. It is held in a different city each year to provide more people the opportunity to enjoy colored pencil as a fine art medium. Awards include a \$5,000 Best of Show and CIPPY Award. In 2021, awards totaling \$19,525 were given to the 14 award winners.

As a special bonus in 2022, the CPSA International Exhibition will be on display at two different Florida galleries—one in the Tampa area (in conjunction with the annual CPSA convention) and the other in Ormond Beach on the Atlantic Coast. See page three for more information.

### Important Dates

Entries Accepted . . . . . Dec. 15, 2021–Mar. 31, 2022  
Selected Artists Announced . . . May 1, 2022  
Arrival Window for Artwork . . . . June 19–29  
Award Winners Notified . . . . . July 12–15  
CPSA International Exhibition . July 11–November 15  
    Dunedin Fine Art Center . . . . . July 11–August 13  
    Ormond Beach Art Museum . . . . . Sept. 1–November 15  
Artwork Return Shipping . . . . . Departs week of Nov. 22

### Annual CPSA Convention July 27–30, 2022

A separate PDF with information about attending the CPSA convention at the Safety Harbor Resort & Spa in Safety Harbor, Florida, will be available on the CPSA website at [www.cpsa.org](http://www.cpsa.org) by February 15, 2022.

Convention registration opens March 1, 2022.



Since 1990

## WHAT TO KNOW BEFORE YOU ENTER

### Eligibility

The exhibition is open to living artists 18 years or older, regardless of geographic location. There is no preferential treatment for CPSA members versus non-members.

### Entry Fee

**Nonrefundable entry fee:** CPSA members \$25 and non-members \$35. Fee covers one or two entries.

### Deadline for Entries

11:59 p.m. (Mountain Time), March 31, 2022. Do not wait until the last minute.

### Meeting Artwork Specifications

Selection of artwork by the juror does not guarantee artwork will appear in the show. Upon receipt of the accepted work at the gallery, a final review verifies that artwork meets execution and framing specifications (page 2) and is of the same quality depicted by digital image. Artwork determined at any time before, during, or after the exhibition to not meet specifications will be disqualified. Artwork **must** hang in the show to count toward signature status.

### Your Commitment to Ship

By submitting an entry you are making a commitment to ship your artwork, if accepted, to the CPSA exhibition for the full duration of the event, including a second showing in Ormond Beach, Florida. Do not submit a piece that is not available for the full duration. Each work not sent deprives another artist of the opportunity to be in the exhibition.

### Permission and Copyright

By submitting an entry, the Artist grants permission for CPSA to use the accepted image in its news magazine, *To The Point*, on its website at [www.cpsa.org](http://www.cpsa.org), for CPSA brochures and promotional materials, and in publicity about CPSA. Every effort will be made to maintain quality true to the submitted image. By entering, the Artist certifies that he or she holds the copyright for this material and the copyright remains with said Artist. CPSA will display a notice that material must not be “downloaded” or copied, but will not be held responsible if artwork is copied.

The Artist also certifies that the work submitted is original and does not infringe on any existing copyright. If artwork includes image of any identifiable person, Artist certifies that a model release for such person has been obtained.





## A small change to future CPSA emails

January 24, 2022

When we send emails (like this one) to our 1,700+ members, we use an email service called VerticalResponse. We just want to let you know that, starting with our next email, our sending email address will change.

### **Instead of:**

<colored\_pencil\_society\_of\_america@mail.vresp.com>

### **our new sending email address will simply be:**

<cpsa@mail.vresp.com>

Note that the sender's name in your inbox will read "**CPSA**" instead of "Colored Pencil Society of America." Just know that it's still us!

Thank you for your membership and support of CPSA. And remember to check our website frequently at [www.cpsa.org](http://www.cpsa.org) for great information about colored pencil and CPSA events.

Best regards,

A handwritten signature in black ink that reads "Deborah".

Deborah Maklowski, CPSA, CPX  
President  
Colored Pencil Society of America  
Email: [president@cpsa.org](mailto:president@cpsa.org)

P.S. Please don't use either "vresp" email address to write an email, as we won't receive it! VerticalResponse has no way to forward those on to us.



**Rochester Contemporary Art Center**  
 137 East Avenue  
 Rochester, NY 14604  
 585.481.2222

summer hours: Wed - Sun 12-5pm / Fri 12-9pm  
[rochestercontemporary.org](http://rochestercontemporary.org)

# 6x6

- Walk-In Entries Due:** April 9
- Mail International Entries by:** April 2 / U.S. by April 12
- Global Online Preview Begins:** May 13 at 10am
- In Gallery Preview:** May 31–June 3
- Opening Party & Artwork Sale:** June 4, 4-10pm
- Global Online Purchasing Begins:** June 7 at 10am
- Sold Out Artists' Names Revealed Online:** July 1
- Purchased Artwork Pick-Up:** July 17-20, 12-6pm
- Exhibition Dates:** June 4 - July 17, 2022
- Social:** #RoCo6x6 #6x6MAD @RoCo137


*6x6 the international small art phenomenon* brings together thousands of original artworks, made and donated by celebrities, international & local artists, designers, youth and YOU. Each artist may enter up to **four artworks** of any medium (2D or 3D). Artworks must be six inches square and signed only on the back, to be exhibited anonymously. Participation is free. All artworks will be exhibited and for sale to the public for \$20 each to benefit RoCo. Artists' names will be revealed to the buyer upon purchase and all artworks remain on display through July 17. **Limit four artworks per school. Entries accepted now through the deadline date.** Versión en español disponible en [roco6x6.org](http://roco6x6.org)

**March 4 is Make Art Day!** Get together with friends, family, or coworkers to create your 6x6s. Visit our website for more info: [roco6x6.org](http://roco6x6.org)

ArtLink:arts



Aspirant



Media Partner:





## Classes Offered by Members

### Bonnie Haney

**Perspective: How to See It, How to Draw It, The View Arts Center** (Old Forge, NY)  
1-, 2-, 3-point perspective, all aspects such as landscape, still life, buildings, and portraits. Class is recorded. For full details, go to <https://www.viewarts.org/workshops/fine-arts/how-to-see-it-how-to-draw-it/>

### Hanneke Jevons

**Open Studio** for colored pencil in my home on Wednesdays and Fridays from 2:00 to 4:00 PM. Space limited to 4 students. Please contact Hanneke at: [hannoart@bellsouth.net](mailto:hannoart@bellsouth.net)

### Pat Lentine

**Colored Pencil and Pastel Artists:** If you would like some input on your projects please join us in our online Zoom class. Each student brings to class a project they want to start or have started. Individual input on each project with each student. Class limited to 10 students. Wednesday 1:00 - 3:00 East. You can sign up each week via my website [www.patlentine.com/](http://www.patlentine.com/) or contact Pat at: [pat@patlentine.com](mailto:pat@patlentine.com) and 407-758-4437

### Kathie Miranda

**Bartlett Arboretum Botanical Art Club:** In-person. Create a series of work from a yearlong survey of the Bartlett's plants. Monthly (ongoing), 1st Saturdays, 10:00-3:00 EST.

**Introductory Botanicals in Watercolor:** Online/Zoom, 6-weeks, Thursdays, start Feb 17, 10:00 am to 1:00 pm EST. Working with simple colorful flowers, fruits, and vegetables, practice the skills to apply watercolor in a predictable and accurate manner; learn a simple 7-step approach, laying washes, finishing with fine drybrush detail.

Details at <http://www.bartlettarboretum.org/events-concerts> .

### Liz Monaco

**River House ~ see following page for full details.**

### Kathi Darby

Coming up in 2022 at the **Ormond.Art Museum**; details to follow.

If you are offering instruction, please let us know so your information can be included in future issues.

# **Intro to Drawing**

With Liz Monaco

**THIS 4 WEEK SERIES IS DESIGNED TO HELP STUDENTS INCREASE OBSERVATION SKILLS, IDENTIFY VALUES AND LEARN HOW TO DEVELOP AN IDEA FROM START TO FINISH**

**\$45 for a 4 Week Session**

**Thursdays 1:30-3:30pm**

**February 3, 10, 17, 24**

**Register Online:**

**[COASJC.ORG/RIVER-HOUSE](http://COASJC.ORG/RIVER-HOUSE)**

**Click on Activities Calendar  
to sign up!**

**The River House**

**179 Marine St.**

**St. Augustine 32084**

**COA**  
**Council On Aging**



## It's Not Too Late to Renew or Join!

The new year started **November 1**. But, if you forgot to renew or join, it's never too late ~ ***you are always welcome here!***

- \* The most efficient way to renew your **National** membership is to go to the website [cpsa.org](http://cpsa.org) and renew online. Quick and easy. However, as a courtesy, we are including the National mail-in form below.
- \* For the **Chapter**, go to our website [cpsa117.org](http://cpsa117.org) and go to the **Membership** page, where you will find an online form. Then to the **Store** page to pay the \$20. However, should you have any difficulties, simply let us know and we will get you signed up ([cpsa117staug@gmail.com](mailto:cpsa117staug@gmail.com)). **Thank you!**

# CPSA Mail-in Membership Form



**2022 Membership Year: November 1, 2021, to October 31, 2022**

**Save time!**  
**Renew online at**  
[www.cpsa.org/membership](http://www.cpsa.org/membership)

Or make check\* payable to **CPSA**  
and mail with completed form to:  
Membership Director  
Colored Pencil Society of America  
4157 Mountain Rd #122  
Pasadena, MD 21122-4455

**PRINT CLEARLY.** Enter information exactly as you wish it to appear in the CPSA directory.

First Name (if desired, you may also add middle name or initial)		Last Name (for alphabetizing purposes)	
Street Address or PO Box			
City		State/Prov.	Zip/Postal Code
<input type="checkbox"/> United States <input type="checkbox"/> Canada <input type="checkbox"/> Other Country: _____			
Primary Phone (      )		Alternate Phone (if available) (      )	
Primary Email Address			
Alternate Email Address (if available) in case we can't reach you at your primary email			
Your Personal Art Website (if applicable) for inclusion in the "Websites of Members" listing on the CPSA website			
<input type="checkbox"/> I regularly teach colored pencil classes or workshops and would like to be included on a CPSA list of instructors. (CPSA will list your art website as how to contact you.)			

**Please check and complete all applicable items:**

- I am a new, first-time member. I first learned about CPSA from:
- Internet search
  - CPSA Member
  - Facebook
  - Art instructor: \_\_\_\_\_
  - Magazine ad: \_\_\_\_\_
  - Other: \_\_\_\_\_
- I am renewing from the 2021 membership year
- I am rejoining after a lapse in membership
- I am a member of or will be joining this local CPSA district chapter (number or city): \_\_\_\_\_

### Membership Payment

**One-Year Dues** (Applicable year-round without proration)

- \$45 U.S. and Canada (U.S. Funds)
- \$65 All Other Countries (U.S. Funds)

**Ten-Year Membership Option (U.S. only)**

- \$400 membership through October 2031

We welcome donations. Amounts in excess of dues will be considered a donation, and used for CPSA general operating expenses.

### Membership Renewal Deadlines

Renew by **October 31, 2021**, to continue your membership benefits without interruption. After **December 31, 2021**, members who have not renewed for the 2022 membership year will forfeit any **Signature and/or Charter status and CPSA show acceptances** counting toward Signature or Merit status.

### Note to U.S. Members About Mailings

CPSA twice-yearly *To The Point* magazines (November and May) go by bulk mail to the address you enter on this form. If you will be away from the address listed above for an extended period over May or November, please arrange for bulk mail to be collected, held, or forwarded to you. Check with your local post office for available options.

### CPSA Directory Listings

All members of record as of December 31, 2021, will be listed in the directory published in January 2022. The 2022 membership directory will be available only as a PDF file. Members will be notified by email when it is available for download. Listings include member name, street/PO Box, city, state/province, country, phone, and email, as provided. CPSA prohibits use of member information for promotional purposes without authorization from the CPSA national governing board. For a partial listing, check the box below.

- I want a partial directory listing (name, city, state, country only)  
(Note: checking this box will make it difficult for other CPSA members to contact you.)

\*CPSA charges a non-waiverable \$12 returned check fee for any check that is returned to us by your bank for any reason.

7/15/21

## Our Board Members

CPSA-DC 117

### President:

Linda Doup

### Vice President:

Pat Lentine

### Secretary:

Kathy Viehe

### Treasurer:

Judy Madigan

### Membership:

Kathi Darby

### Newsletter/Website:

AJ Barr

### Historian:

Kathy Viehe

### Publicity:

Jo Ann Eurell

### President Emeritus:

Hanneke Jevons

## Membership Information

### Chapter Membership Benefits:

- Networking with other colored pencil artists
- Participation in sketch groups
- Member discount rate for local workshops
- Chapter newsletter
- Opportunities for exhibits and event participation

*A member of the local CPSA DC117 St. Augustine Chapter must also be a member of the Colored Pencil Society of America.*

### The benefits of CPSA membership are worth it:

- A national newsletter, To The Point, twice yearly.
- Product research, pigment identification, lightfast information
- Lower entry fee for annual CPSA exhibitions
- Lower rate for workshops at CPSA Convention
- International membership networking directory
- District Chapters for local and regional networking
- Free link to your website
- Ability to earn Signature status
- NOTE: Only CPSA members who have attained Signature Status may use the initials CPSA or CPX after their name.

CPSA remains firmly dedicated to the fundamental principles of inclusion and diversity, and to racial justice as an inalienable human right.

### Newsletter Contact Info:

For submissions and requests to be profiled, please contact either AJ or Linda.

**AJ** 386-283-2433

cpsa117staug@gmail.com

**Linda** 386-295-0486

lindadoup@att.net



### MEMBERSHIP APPLICATION

New Membership       Renewal

Check if you have paid CPSA National

NAME: \_\_\_\_\_

ADDRESS: \_\_\_\_\_

CITY: \_\_\_\_\_ STATE: \_\_\_\_\_

ZIP CODE: \_\_\_\_\_

EMAIL: (Please print) \_\_\_\_\_

PHONE(s): \_\_\_\_\_ (Home) \_\_\_\_\_ (Cell)

- Annual chapter dues are **\$20**.
- Membership year runs from November 1st to October 31st.
- Applications for CPSA National can be obtained through the website: [www.cpsa.org](http://www.cpsa.org)

**GO TO THE WEBSITE [cpsa117.org/membership](http://cpsa117.org/membership) to complete the online form.**

**Then to the Store page to complete the payment. Thank you!**