


# Pressing the Point

November 2021

**CPA**  
Colored Pencil Society of America

District Chapter 117 | St. Augustine FL



We meet on the 3<sup>rd</sup> Sunday of each month at 1:00 PM

Please check the website for any scheduling changes. [www.cpsa117.org](http://www.cpsa117.org)

**CPA**  
Colored Pencil Society of America

District Chapter 117 | St. Augustine FL



Russet Pansy, Water Lotus  
and Brown Pelican by  
Kathie Miranda  
[www.kathiemiranda.blogspot.com](http://www.kathiemiranda.blogspot.com)

**Welcome New Members**

**Sharon Shailer**

**Maddy Hauth**

Please join us at the  
meeting to give a warm

**Welcome!**

We are so happy that you  
have joined our Chapter.

**Blossom on Black Paper**  
**Kathie Miranda**

*1 P. M., Sunday, November 21, 2021,  
on Zoom.*

Kathie Miranda is a contemporary multi-media artist and educator who exhibits regularly at the Spring Bull Gallery, Newport, RI; the Colored Pencil Society of America; the Connecticut Watercolor Society; and American Society of Botanical Artists (ASBA). Her passion is working in Old World art media - egg tempera + gilding and silverpoint - as well as traditional botanical art media - watercolor, colored pencil and graphite.



[November Meeting](#)

[October Recap](#)

[Renewal Information](#)

[CPA National](#)

[Classes](#)

## Chapter Meeting

### **November ~ Time to Celebrate Family!**

There is the myth that Ben Franklin wanted the turkey as the national bird. However, Ben did say that the turkey was “**a bird of courage**” and a “**respectable**” bird. This writer couldn’t agree more; these beautiful creatures knock on my door each day for a visit and a tasty treat. Their message? *Eat more vegetables, please!*

- ♦ **November Demo & Challenge** ~ **Kathie Miranda** will be presenting “**Blossom on Black.**” Kathie is an in-demand botanical drawing instructor. She teaches regularly at the Bartlett Arboretum in Stamford, Connecticut. In addition to the botanical aspect of the demo, but it will be on black paper for a very dramatic effect. The instructions and supplies handout has already been distributed to the membership. Be sure to do the prep work so you can fully enjoy this special session. This challenge should be submitted before the January 2022 meeting to be included in the prize drawing.
- ♦ **Challenge Update** ~ Continue to check the website ([cpsa117.org/Challenge 2021/](https://cpsa117.org/Challenge2021/)) not only to see the latest challenge entries, but to make sure that any of your entries have to be received and uploaded. If yours is missing, notify AJ right away ([cpsa117staug@gmail.com](mailto:cpsa117staug@gmail.com)).
- ♦ **Sharing** ~ We will be sharing the latest Challenge entries and invite you to bring along your works-in-progress to share with the group.

***And, of course, we want to hear what is new with you, what your holiday plans entail, and how is everyone doing.***

***Don't miss out ~ we hope to see you there!!***

**Challenge Note:** **Everyone** is invited to submit a photo of your work. The one rule is that your submission must have been done during and/or after the Chapter meeting (no prior work). Completing each challenge this year makes you eligible for a drawing for a prize (gift card). But, more importantly, it will serve to strengthen your own skill set as you move forward with your colored pencil endeavors.

#### **Zoom Info:**

Remember, ***an email invitation will be sent to every member or guest with the link for the meeting.*** You will click on the link and then join in. Feel free to invite someone to attend with you ~ **all are welcome.**

To show your work, you can simply hold the piece up in front of your webcam. **OR**, you can email a photo of the piece to **AJ** ([cpsa117staug@gmail.com](mailto:cpsa117staug@gmail.com)) and we will display them for you. Problems joining that day? AJ (386) 283-2433.

## October Meeting Recap

The meeting started out with a warm welcome to the members and our many guests. **Pat Lentine** shared some announcements.

**The Board decided that we would not hold a December meeting**, especially as we continue to not meet in person. It was recognized that a core of very dedicated members have worked diligently over the past 20 months, without a break, to keep the Chapter active during the pandemic, while ensuring that members and many wonderful guests remain fully engaged with a robust pencil education program and with each other.

We have had the privilege to enjoy the support of so many, both locally and across the country, and have gratefully seen our membership thrive and grow. Now it's time to take a rest and to take the opportunity to enjoy friends and family over the upcoming holiday season.

However, we will return in January 2022 ready to take off on more pencil adventures. **The Challenge drawing will be held during the January meeting** ~ and new challenges will be announced.

Wrapping up before the presentation, the latest Challenge entries were shown; a reminder was given about renewing the annual memberships; and a preview was given for the November meeting ~ **Kathie Miranda** will have a botanical drawing demo on black paper.

To say that **Robert (Bob) Sena** is an award-winning artist is an understatement. Bob specializes in nature studies, especially birds. His attention to detail is unsurpassed. To that end, Bob presented an aspect of nature drawing that is often overlooked ~ **tree bark**. A detail like this, underpinning a beautiful bird, for example, can take a drawing from just great to award-winning. Bob is an avid birder and takes all his own photos using a Nikon D7200 with 200-500 lens.






Bob took us through Oak, Cypress, and Pine using a clever technique. Half the trunk was completed, then Bob filled in the other half so that we could see it all come together. Bob started out asking for our patience as he had never given a teaching demonstration before. He need not have worried ~ this was one of the most professional presentations we have ever had the pleasure of hosting.

**Bob, you are ready for the road ~ your public awaits!** We are so grateful for the wonderful time that we enjoyed with you. **Thank you!**



# Oak

Note the bark detail in these samples:











## Oak

**Note:** Bob started out using Canson Mi-Tientes tinted paper. Now he is using Strathmore White Vellum or Bristol.

1. Start with **White** (Prismacolor)
2. **Cloud Blue**
3. **Light Green**
4. **Warm Gray 50%**, meandering lines
5. **Warm or Cool Gray 50%** horizontal lines
6. Add warmer to break up, add shadow definition
7. **Cool Gray 20% and Cloud Blue**
8. **Sap Green**
9. Fill in more plates with light and dark grays
10. **Light Umber**
11. **Burnt Umber**
12. **Warm or Cool Gray 70% or 90%**, squiggles break up plates
13. Go back with **blues and Sap Green** for emphasis
14. More shadows
15. Complete

# Cypress



## Cypress


1. **Light grays**, vertical lines
2. **White** and **light grays**
3. Cypress layers expose the reds
4. Draw in splinters, **Burnt Ochre**
5. Add **White** back in
6. **Cool Grays** for highlights
7. Go darker for strips of bark
8. More **Burnt Ochre**
9. **Darker Warm Grays** for scars and breaks
10. Final




## Pine




1




2




3




4




5



6



7




8




9




10




11



12



13




14



15

### Pine


1. **Light Gray**, sketch in columns of bark 47
2. **White** to highlight edges 48
3. **Pumpkin Orange**, light touch 49
4. Add **White** to tone down orange 50
5. **Warm Gray 50%** to define bark 51
6. Lighter **Cool Gray** to fill in 52
7. Add even **lighter Gray** 53
8. Darker **Warm Gray** to emphasize where bark is lifted 54
9. More **Pumpkin Orange** 55
10. **Light UMBER** to fill in, adds warmth 56
11. **Warm Gray 70%** for details, marks and ticks 57
12. Keep the shadowing detail towards the left 57
13. **Warm Gray 50%** to capture imperfections, sharp point with light touch 58
14. **Warm Gray** for more detail 59
15. Complete 60



Sharing

Thank you for sharing ...

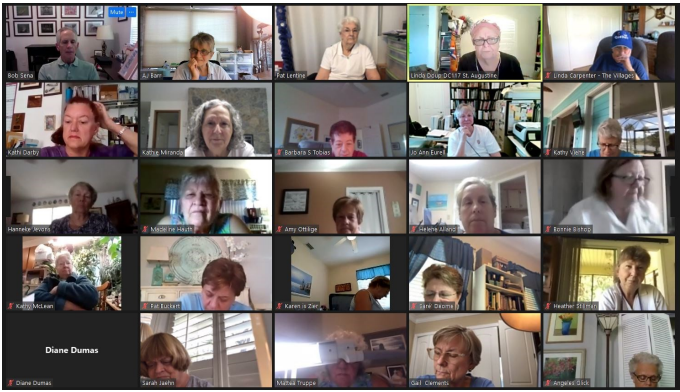
Pat Buckert (portrait)



Cyndi Feeney (portrait)



and Pat Lentine (incredible Santa posts! What a great idea!)





## Some exciting news about the 2022 CP~~S~~A National Convention

Time to *save these dates!*

We've been talking for some time about the Convention returning to Florida. It's time to start planning now.

Of particular interest, notice that **OMAM** has been added as a second exhibition site. Literally in our backyard. Now is the time to prepare your work for submission. Don't assume that you can't be accepted. The real challenge is to try your best and to know that you participated in this important event.

This is an significant opportunity for our Chapter to support this international event ~ whether you live in Florida or across the country. The participation of every member is important. Let's start building the excitement *now!*

**30th ANNUAL CP~~S~~A CONVENTION** ~ Tampa Bay, FL  
**July 27–30, 2022**

**30th ANNUAL CP~~S~~A INTERNATIONAL EXHIBITION**

- ◆ Dunedin Fine Art Center, Dunedin, FL, Jul. 11–Aug. 13, 2022
- ◆ **Ormond Memorial Art Museum & Gardens**, Ormond Beach, FL, Sept. 1–Nov. 15, 2022

### **Workshops:**

- ◆ Kate Lagaly, CP~~S~~A, CPX—"Green Without Green: Color Mixing Made Easy"
- ◆ Amy Lindenberger, CP~~S~~A, CPX—"Batik-like Effects as a Base for Abstract and Realistic Work"

More information available **January 1, 2022**

REGISTRATION opens **January 15, 2022**

**Let's share some of your work in progress soon!  
And show our support for each other!**



## Classes Offered by Members

### Bonnie Haney

***Botanical Drawing with Colored Pencil*** (Online/Zoom): 5 weeks, Mondays, Oct 25-Dec 6, 1:00-3:00 EST.

***Colored Pencil Landscape Drawing*** (Online/Zoom): 5 weeks, Fridays, Oct 29-Dec 3, 1:00-3:00 EST.

Flower City Art Center, Rochester, NY. [flowercityarts.org/](http://flowercityarts.org/)

### Hanneke Jevons

**Open Studio** for colored pencil in my home on Wednesdays and Fridays from 2:00 to 4:00 PM. Space limited to 4 students. Please contact Hanneke at: [han-noart@bellsouth.net](mailto:han-noart@bellsouth.net)

### Pat Lentine

***Colored Pencil and Pastel Artists:*** If you would like some input on your projects please join us in our online Zoom class. Each student brings to class a project they want to start or have started. Individual input on each project with each student. Class limited to 10 students. Wednesday 1:00 - 3:00 East. You can sign up each week via my website

[www.patlentine.com/](http://www.patlentine.com/) or contact Pat at: [pat@patlentine.com](mailto:pat@patlentine.com) and 407-758-4437

### Kathie Miranda

***Plant Portraits in Winter, Graphite or Colored Pencil:*** Online/Zoom, 6 Thursdays starting Dec 9, 10:00 am to 1:00 pm, (no class Dec 23), Bartlett members receive discount. Bringing winter flowers and plants indoors provides an earthy, timeless element that adds sparkle to a long, chilly winter. Follow along with five demonstrations for layering color; strategies to draw complex pine needles; and composition tips.

***Bartlett Arboretum Botanical Art Club:*** In-person. Create a series of work from a yearlong survey of the Bartlett's plants. Monthly (ongoing), 1st Saturdays, starting October 2, 10:00-3:00 EDT.

Questions: [kathiemiranda@me.com](mailto:kathiemiranda@me.com). Details at <http://www.bartlettarboretum.org/>.

### Liz Monaco

**River House** (St. John's Co. Council on Aging, [coastjc.org](http://coastjc.org)) ~ Colored Pencil, Wednesdays 1:30 to 3:30 (179 Marine Street, St. Augustine)

### Kathi Darby

TBD.

If you are offering instruction, please let us know so your information can be included in future issues.

## It's Not Too Late to Renew or Join!

The new year started **November 1**. But, if you forgot to renew or join, it's never too late ~ ***you are always welcome here!***

- \* The most efficient way to renew your **National** membership is to go to the website [cpsa.org](http://cpsa.org) and renew online. Quick and easy. However, as a courtesy, we are including the National mail-in form below.
- \* For the **Chapter**, go to our website [cpsa117.org](http://cpsa117.org) and go to the **Membership** page, where you will find an online form. Then to the **Store** page to pay the \$20. However, should you have any difficulties, simply let us know and we will get you signed up ([cpsa117staug@gmail.com](mailto:cpsa117staug@gmail.com)). **Thank you!**

# CPSA Mail-in Membership Form



**2022 Membership Year: November 1, 2021, to October 31, 2022**

**Save time!**  
**Renew online at**  
[www.cpsa.org/membership](http://www.cpsa.org/membership)

Or make check\* payable to **CPSA**  
and mail with completed form to:  
Membership Director  
Colored Pencil Society of America  
4157 Mountain Rd #122  
Pasadena, MD 21122-4455

**PRINT CLEARLY.** Enter information exactly as you wish it to appear in the CPSA directory.

First Name (if desired, you may also add middle name or initial)		Last Name (for alphabetizing purposes)	
Street Address or PO Box			
City		State/Prov.	Zip/Postal Code
<input type="checkbox"/> United States <input type="checkbox"/> Canada <input type="checkbox"/> Other Country: _____			
Primary Phone (      )		Alternate Phone (if available) (      )	
Primary Email Address			
Alternate Email Address (if available) in case we can't reach you at your primary email			
Your Personal Art Website (if applicable) for inclusion in the "Websites of Members" listing on the CPSA website			
<input type="checkbox"/> I regularly teach colored pencil classes or workshops and would like to be included on a CPSA list of instructors. (CPSA will list your art website as how to contact you.)			

**Please check and complete all applicable items:**

I am a new, first-time member. I first learned about CPSA from:

- Internet search
- CPSA Member
- Facebook
- Art instructor: \_\_\_\_\_
- Magazine ad: \_\_\_\_\_
- Other: \_\_\_\_\_

I am renewing from the 2021 membership year

I am rejoining after a lapse in membership

I am a member of or will be joining this local CPSA district chapter (number or city): \_\_\_\_\_

### Membership Payment

**One-Year Dues** (Applicable year-round without proration)

- \$45 U.S. and Canada (U.S. Funds)
- \$65 All Other Countries (U.S. Funds)

**Ten-Year Membership Option (U.S. only)**

- \$400 membership through October 2031

We welcome donations. Amounts in excess of dues will be considered a donation, and used for CPSA general operating expenses.

### Membership Renewal Deadlines

Renew by **October 31, 2021**, to continue your membership benefits without interruption. After **December 31, 2021**, members who have not renewed for the 2022 membership year will forfeit any **Signature and/or Charter status and CPSA show acceptances** counting toward Signature or Merit status.

### Note to U.S. Members About Mailings

CPSA twice-yearly *To The Point* magazines (November and May) go by bulk mail to the address you enter on this form. If you will be away from the address listed above for an extended period over May or November, please arrange for bulk mail to be collected, held, or forwarded to you. Check with your local post office for available options.

### CPSA Directory Listings

All members of record as of December 31, 2021, will be listed in the directory published in January 2022. The 2022 membership directory will be available only as a PDF file. Members will be notified by email when it is available for download. Listings include member name, street/PO Box, city, state/province, country, phone, and email, as provided. CPSA prohibits use of member information for promotional purposes without authorization from the CPSA national governing board. For a partial listing, check the box below.

- I want a partial directory listing (name, city, state, country only)  
(Note: checking this box will make it difficult for other CPSA members to contact you.)

\*CPSA charges a non-waiverable \$12 returned check fee for any check that is returned to us by your bank for any reason.

7/15/21



## Our Board Members

CPSA-DC 117

**President:**

Linda Doup

**Vice President:**

Pat Lentine

**Secretary:**

Kathy Viehe

**Treasurer:**

Judy Madigan

**Membership:**

Kathi Darby

**Newsletter/Website:**

AJ Barr

**Historian:**

Kathy Viehe

**Publicity:**

Jo Ann Eurell

**President Emeritus:**

Hanneke Jevons

**President Emeritus:**

Bill Shoemaker

CPSA remains firmly dedicated to the fundamental principles of inclusion and diversity, and to racial justice as an inalienable human right.

### Newsletter Contact Info:

For submissions and requests to be profiled, please contact either AJ or Linda.

**AJ** 386-283-2433

cpsa117staug@gmail.com

**Linda** 386-295-0486

lindadoup@att.net



## Membership Information

### Chapter Membership Benefits:

- Networking with other colored pencil artists
- Participation in sketch groups
- Member discount rate for local workshops
- Chapter newsletter
- Opportunities for exhibits and event participation

*A member of the local CPSA DC117 St. Augustine Chapter must also be a member of the Colored Pencil Society of America.*

### The benefits of CPSA membership are worth it:

- A national newsletter, To The Point, twice yearly.
- Product research, pigment identification, lightfast information
- Lower entry fee for annual CPSA exhibitions
- Lower rate for workshops at CPSA Convention
- International membership networking directory
- District Chapters for local and regional networking
- Free link to your website
- Ability to earn Signature status
- NOTE: Only CPSA members who have attained Signature Status may use the initials CPSA or CPX after their name.



### MEMBERSHIP APPLICATION

New Membership       Renewal

Check if you have paid CPSA National

NAME: \_\_\_\_\_

ADDRESS: \_\_\_\_\_

CITY: \_\_\_\_\_ STATE: \_\_\_\_\_

ZIP CODE: \_\_\_\_\_

EMAIL: (Please print) \_\_\_\_\_

PHONE(s): \_\_\_\_\_ (Home) \_\_\_\_\_ (Cell)

- Annual chapter dues are **\$20**.
- Membership year runs from November 1st to October 31st.
- Applications for CPSA National can be obtained through the website: [www.cpsa.org](http://www.cpsa.org)

**GO TO THE WEBSITE [cpsa117.org/membership](http://cpsa117.org/membership) to complete the online form.**

**Then to the Store page to complete the payment. Thank you!**