

Pressing the Point

September 2021


CPA
Colored Pencil Society of America

District Chapter 117 | St. Augustine FL



We meet on the 3rd Sunday of each month at 1:00 PM (except July & August).
Please check the website for any scheduling changes. www.cpsa117.org

CPA
Colored Pencil Society of America
District Chapter 117 | St. Augustine FL



Hair!

*1 P. M., Sunday, September 19, 2021,
on Zoom.*

Our topic for September is Hair. Kathi Darby will demonstrate two different hair types. To draw along with her, you will need: a paper of your choice, battery eraser, and blenders of your choice (blending pencil, stump, Q-Tip, blending marker with solvent). Prismacolor pencil colors for this demo are: beige 997, black 935, burnt ochre 943, cream 914, dark brown 946, dark umber 947, espresso 1099, goldenrod 1034, light umber 941, sienna brown 945, terra cotta 944, and white 938.

Members - The Drawing Challenge Deadline has been extended. Don't forget to submit your July drawings of an eye and your August drawings of water to A.J. or Kathi D. no later than September 18th. Earlier submission is appreciated!

Welcome New Members

Pat Meskell

Michael Niswonger

Please join us at the September meeting to give a warm

Welcome!

to these new members.

We are so happy that you have joined our Chapter.

Please click the links or just scroll through the newsletter to see all the news!

[Condolences](#)

[Renewal Info](#)

[CPA National](#)

[September Meeting](#)

[August Recap](#)

[Info to Tuck Away](#)

[Cynthia Knox Workshop](#)

[Classes](#)

Chapter Meeting

September ~ Join us for a welcome back to the new Chapter “season”!

Sure hope your summer has been a good one. Perhaps you got to visit family and friends. Many of us stayed at home as Covid continues to be a concern. Here, locally in Palm Coast, we are not planning an in-person meeting while the Delta variant plays out. We don't want to place anyone at risk; but, fortunately, we have Zoom upon which to rely.

- ♦ **September Demo & Challenge ~ Kathi Darby** will be demonstrating “Hair.” See the suggested pencils on the meeting announcement (page 1 or the website cpsa117.org/Meetings/). This challenge should be submitted before the October meeting (Oct 17).
- ♦ **News!** Two new pages have been added to the website. Go to [cpsa117.org/Challenge 2021/](https://cpsa117.org/Challenge%202021/) to see all the **challenge entries** submitted so far (it was getting too much to keep up with for the newsletter). If yours is missing, notify AJ right away (cpsa117staug@gmail.com). See also [cpsa117.org/Workshop 2021/](https://cpsa117.org/Workshop%202021/) to see the results of our July **Mark Menendez workshops**. All participants are invited to send in a photo of their completed portrait (to cpsa117staug@gmail.com).
- ♦ **Membership Renewals** ~ We are going to start now to remind our members about renewing. [Click here](#) for more information on page 12.
- ♦ **Sharing** ~ We will be sharing the latest Challenge entries and invite you to bring along your works-in-progress to share with the group.

And, of course, we want to hear what is new with you, how was your summer, how is everyone doing. Don't miss out ~ we hope to see you there!!

Challenge Note: **Everyone** is invited to submit a photo of your work. The one rule is that your submission must have been done during and/or after the Chapter meeting (no prior work). Completing each challenge this year makes you eligible for a drawing for a prize (gift card). But, more importantly, it will serve to strengthen your own skill set as you move forward with your colored pencil endeavors.

Zoom Info:

Remember, ***an email invitation will be sent to every member or guest with the link for the meeting.*** You will click on the link and then join in. Feel free to invite someone to attend with you ~ **all are welcome.**

To show your work, you can simply hold the piece up in front of your webcam. **OR**, you can email a photo of the piece to **AJ** (cpsa117staug@gmail.com) and we will display them for you. Problems joining that day? AJ (386) 283-2433.

Recap

August Get-Together Recap

There was not an official chapter meeting in August, but we wanted to keep in touch with everyone, especially as many of us are staying isolated due to the seemingly never-ending pandemic!

Everyone was welcomed, all 38 of us! **Kathi Darby** gave us a head's up on re-newing the chapter and national CPSA memberships due in October. **Diane Dumas** informed us about a **Cynthia Knox** workshop coming up, sponsored by the CPPG (see details later in the newsletter).

We had an absolutely delightful time. **Jo Ann Eurell** presented a fascinating demonstration on "**Water**," specifically, water drops on both skin and flower petal.



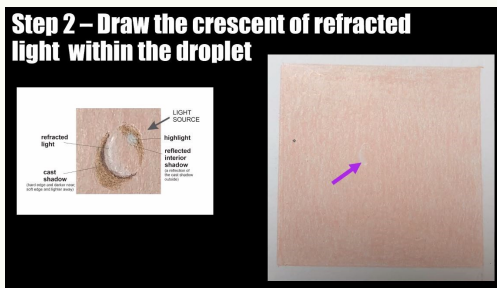
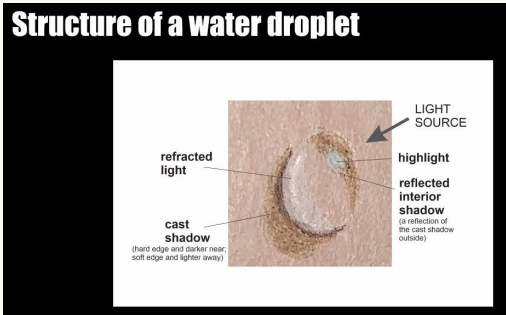


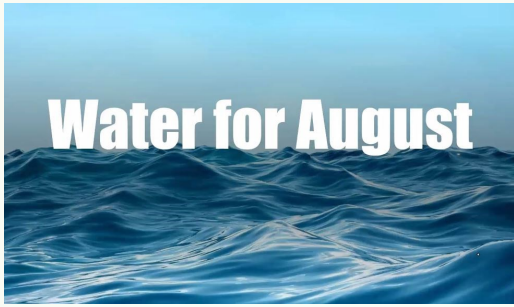
Jo Ann walked us through the mystery of making water transparent. It may appear simple, but one needs to know the tricks of the trade. Light source, highlight,

shadow, and cast shadow all need to be considered. Background is key, since it is the foundation for the image.




During and after the demo we had a wonderful time just talking and sharing. Thank you to **everyone** for attending ~ it was wonderful to see you. **Thank you** again to **Jo Ann** for sharing her talents.

See the next 3 pages for some great information and try this technique for yourself.



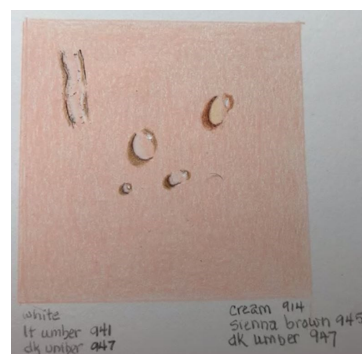


Water Drops ~ Skin & Flowers






Tips: Skin

1. Consider the light source.
2. **White** crescent, hard to see.
3. **Light Umber** - highlight.
4. **Light Umber** - cast shadow.
5. **Dark Umber** - outline cast shadow.
6. Erase skin color with blade.
7. **White** - add.
8. Sample also showing rivulet.



Water Drops Continued

Reference photo



Tips: Flower Petal

1. **Mark Menendez photo** (hibiscus tutorial).
2. **Dark Purple** - Know the light source.
3. Add highlight area.
4. Darken cast shadow with **Dark Purple**.
5. Fill in with **Process Red** or **Crimson**.
6. Add crescent with **Hot Pink**.
7. Highlight with **White**.
8. Samples with different pencils and reds.



Appreciation from CPSA National

Linda Doup, Chapter President, forwards our newsletters to National each month. Linda often receives some wonderful words of praise and encouragement. She wanted to share this latest email from **Karen Saleen** (note the names in the "copy" distribution!).

Although a couple of specific names are mentioned here, you should know that other presenters and participants have been recognized in the past.

Congratulations are in order to all who contribute, participate, and serve to make this a warm and welcoming Chapter, so that we all might share our love of colored pencil!

From: Karen Saleen <chapters@cpsa.org>
To: Linda Doup <staugustine-dc117@cpsa.org >
Cc: Deborah Maklowski <president@cpsa.org>; Kay Schmidt <vp@cpsa.org>; Vera Curnow <founder@cpsa.org>
Sent: Saturday, July 10, 2021
Subject: DC117 St. Augustine, FL Newsletters

Linda & AJ,
Thank you for sending your newsletter, "Pressing the Point" to the National Governing Board as we appreciate seeing what our chapters are doing throughout the country. I loved reading about your June workshop "Reflections on Toned Paper" by Liz Monaco and was amazed at your turn-out; 54 participants!!! Wow!!! The step-by-step tips for working on wood textures by Kathi Darby for the July meeting was sure informative and accompanied by wonderful pictures. I loved seeing the entries by members of DC 117 for "Bird is the Word". You've got some talented members in your chapter!

Thanks, again, for sending great newsletters and for all that you do for CPSA, your chapter and members!

Take care, stay safe and keep pushing those colored pencils,
Karen Saleen
District Chapter
Development Director
Colored Pencil Society of America

Info to Tuck Away

Mi-Teintes Sampler

Here's a tip from member **Kathie Miranda**. If you attended the workshop with Mark Menendez, you will recall his showing us his Mi-Teintes paper sampler. If you are a fan of this wonderful paper, perhaps try this tip from Kathie.

“A note to let our members know there is a sampler of Mi-Teintes papers available through the Canson website. Here is the link <https://en.canson.com/pastel-colour/canson-mi-teintes> to their site; scroll down to the bottom for the ‘Contact-Us!’ form to request one. Mark showed us his sampler during the color and portrait workshops - a must have for those of us who love to work on Mi-Teintes.”

Thank you, Kathie!



With Sympathy

With great sadness we wish to note the passing of the husband of **Pat Lentine** (our Chapter Vice President). If you would like to reach out to Pat with a card, please contact Linda Doup or AJ Barr and we will give you her address. No flowers, please. (cpsa117staug@gmail.com)

Pat, please know that everyone in this Chapter sends their heartfelt sympathies and that you have our complete support always.



William "Bill" Lentine

September 30, 1938 - August 10, 2021

tributearchive.com/obituaries/22001660/william-bill-lentine

Cynthia Knox Workshop

**Sponsored by the Colored Pencil Painters Guild
At The Villages**



Cynthia Knox

www.cynthiaknox.com

October 18, 19 & 20, 2021

9 am - 4 pm (1 hour for lunch)

"Catch a Falling Star" Color Pencil

All levels welcome

Fee: \$335

Please use the [registration form to mail in payment.](#)

or

Click to [pay via PayPal](#)

Class Description:

Create this beautiful coastal still life with Cynthia Knox and learn how to draw a variety of textures that include glass, seashells, a metallic lantern, and a patterned wood surface. During this three-day workshop each component of this still life as well as the blurred background will be demonstrated for the class followed by personal critiques. Cynthia will provide each student with a packet that contains a full-color, step-by-step instructional booklet, the line drawing lightly printed on Strathmore Bristol Smooth paper, demo directions, and more. Learn how to transform a colored pencil drawing into the appearance of a painting with a variety of tips and techniques that Cynthia will teach over the three days. This class is for all skill levels and will progress at a comfortable pace. Cynthia will be available after the class ends for online advice and project critiques.



**Contact: Bev Hennessy 352-572-5317 bbaug97@aol.com
www.villageartworkshops.com for online registration form**

Cynthia Knox, CPSA, is a colored pencil and graphite artist who lives in New York with her family. Her artwork has received numerous awards in national and international juried exhibitions, with the most recent being "Best of Show" in Ann Kullberg's 20th Annual COLOR Magazine Member Show – 2019. Cynthia has published 14 art instructional books with a new one to be released in 2020. Publishers include Walter Foster Publishing (Quarto), Ann Kullberg Publishing, Strathmore Artists Publishers, and Viking Woodcrafts.

Cynthia teaches art workshops to individuals and large groups throughout the United States, internationally, on cruises, and online with Blueprint.com (formerly Crafts.com). She is represented by LaBelle Enterprises for her workshops with Bob LaBelle as primary contact: www.boblabeledenterprises.com. Cynthia's artwork, workshops, testimonials and resume can be viewed on her website at www.cynthiaknox.com, and she is on Facebook and Instagram.

Classes Offered by Members

Kathi Darby

Off for the summer.

Bonnie Haney

Off for the summer (Flower City Art Center, Rochester, NY).

Hanneke Jevons

Open Studio for colored pencil in my home on Wednesdays and Fridays from 2:00 to 4:00 PM. Space limited to 4 students. Please contact Hanneke at: han-noart@bellsouth.net

Pat Lentine

Colored Pencil and Pastel Artists: If you would like some input on your projects please join us in our online Zoom class. Each student brings to class a project they want to start or have started. Individual input on each project with each student. Class limited to 10 students. Wednesday 1:00 - 3:00. You can sign up each week via my website

<https://www.patlentine.com/> or contact Pat at: pat@patlentine.com and 407-758-4437

Kathie Miranda

Plant Portraits in Graphite or Colored Pencil: Virtual on **Zoom** using specimens from the Bartlett collections. 6 Thursdays starting September 9, 10:00-1:00 EDT.

Drawing Mushrooms in Graphite or Colored Pencil: In-person, 2 days, Friday & Saturday, September 24 & 25, 10:00-3:00 EDT.

Bartlett Arboretum Botanical Art Club: In-person. Create a series of work from a yearlong survey of the Bartlett's plants. Monthly (ongoing), 1st Saturdays, starting October 2, 10:00-3:00 EDT.

Intro to Botanical Drawing for Beginners: In-person. Move from admiring plants to drawing them. No prior experience required. 4 Tuesdays starting October 5, 10:00-1:00 EDT.

Limit 12 artists. Details at <http://www.bartlettarboretum.org/events-concerts> .

Liz Monaco

River House (St.John's Co. Council on Aging, coastjc.org) ~ Colored Pencil, Wednesdays 1:30 to 3:30 (179 Marine Street, St. Augustine)

If you are offering instruction, please let us know so your information can be included in future issues.

It's Getting to Be That Time!

We want to get the membership renewal effort going early this year, especially as we are not seeing each other in-person.

- * The most efficient way to renew your **National** membership is to go to the website cpsa.org and renew online. Quick and easy. However, as a courtesy, we are including the National mail-in form below.
- * For the **Chapter**, go to our website cpsa117.org and go to the **Membership** page, where you will find an online form. Then to the **Store** page to pay the \$20. However, should you have any difficulties, simply let us know and we will get you signed up (cpsa117staug@gmail.com). **Thank you!**

CPSA Mail-in Membership Form



2022 Membership Year: November 1, 2021, to October 31, 2022

Save time!
Renew online at
www.cpsa.org/membership

Or make check* payable to **CPSA**
and mail with completed form to:
Membership Director
Colored Pencil Society of America
4157 Mountain Rd #122
Pasadena, MD 21122-4455

PRINT CLEARLY. Enter information exactly as you wish it to appear in the CPSA directory.

First Name (if desired, you may also add middle name or initial)		Last Name (for alphabetizing purposes)	
Street Address or PO Box			
City		State/Prov.	Zip/Postal Code
<input type="checkbox"/> United States <input type="checkbox"/> Canada <input type="checkbox"/> Other Country: _____			
Primary Phone ()		Alternate Phone (if available) ()	
Primary Email Address			
Alternate Email Address (if available) in case we can't reach you at your primary email			
Your Personal Art Website (if applicable) for inclusion in the "Websites of Members" listing on the CPSA website			
<input type="checkbox"/> I regularly teach colored pencil classes or workshops and would like to be included on a CPSA list of instructors. (CPSA will list your art website as how to contact you.)			

Please check and complete all applicable items:

- I am a new, first-time member. I first learned about CPSA from:
- Internet search
 - CPSA Member
 - Facebook
 - Art instructor: _____
 - Magazine ad: _____
 - Other: _____
- I am renewing from the 2021 membership year
- I am rejoining after a lapse in membership
- I am a member of or will be joining this local CPSA district chapter (number or city): _____

Membership Payment

One-Year Dues (Applicable year-round without proration)

- \$45 U.S. and Canada (U.S. Funds)
- \$65 All Other Countries (U.S. Funds)

Ten-Year Membership Option (U.S. only)

- \$400 membership through October 2031

We welcome donations. Amounts in excess of dues will be considered a donation, and used for CPSA general operating expenses.

Membership Renewal Deadlines

Renew by **October 31, 2021**, to continue your membership benefits without interruption. After **December 31, 2021**, members who have not renewed for the 2022 membership year will forfeit any **Signature and/or Charter status and CPSA show acceptances** counting toward Signature or Merit status.

Note to U.S. Members About Mailings

CPSA twice-yearly *To The Point* magazines (November and May) go by bulk mail to the address you enter on this form. If you will be away from the address listed above for an extended period over May or November, please arrange for bulk mail to be collected, held, or forwarded to you. Check with your local post office for available options.

CPSA Directory Listings

All members of record as of December 31, 2021, will be listed in the directory published in January 2022. The 2022 membership directory will be available only as a PDF file. Members will be notified by email when it is available for download. Listings include member name, street/PO Box, city, state/province, country, phone, and email, as provided. CPSA prohibits use of member information for promotional purposes without authorization from the CPSA national governing board. For a partial listing, check the box below.

- I want a partial directory listing (name, city, state, country only)
(Note: checking this box will make it difficult for other CPSA members to contact you.)

*CPSA charges a non-waiverable \$12 returned check fee for any check that is returned to us by your bank for any reason.

7/15/21

Our Board Members

CPSA-DC 117

President:

Linda Doup

Vice President:

Pat Lentine

Secretary:

Kathy Viehe

Treasurer:

Judy Madigan

Membership:

Kathi Darby

Newsletter/Website:

AJ Barr

Historian:

Kathy Viehe

Publicity:

Jo Ann Eurell

President Emeritus:

Hanneke Jevons

President Emeritus:

Bill Shoemaker

CPSA remains firmly dedicated to the fundamental principles of inclusion and diversity, and to racial justice as an inalienable human right.

Newsletter Contact Info:

For submissions and requests to be profiled, please contact either AJ or Linda.

AJ 386-283-2433

cpsa117staug@gmail.com

Linda 386-295-0486

lindadoup@att.net

Membership Information

Chapter Membership Benefits:

- Networking with other colored pencil artists
- Participation in sketch groups
- Member discount rate for local workshops
- Chapter newsletter
- Opportunities for exhibits and event participation

A member of the local CPSA DC117 St. Augustine Chapter must also be a member of the Colored Pencil Society of America.

The benefits of CPSA membership are worth it:

- A national newsletter, To The Point, twice yearly.
- Product research, pigment identification, lightfast information
- Lower entry fee for annual CPSA exhibitions
- Lower rate for workshops at CPSA Convention
- International membership networking directory
- District Chapters for local and regional networking
- Free link to your website
- Ability to earn Signature status
- NOTE: Only CPSA members who have attained Signature Status may use the initials CPSA or CPX after their name.



MEMBERSHIP APPLICATION

New Membership Renewal

Check if you have paid CPSA National

NAME: _____

ADDRESS: _____

CITY: _____ STATE: _____

ZIP CODE: _____

EMAIL: (Please print) _____

PHONE(s): _____ (Home) _____ (Cell)

- Annual chapter dues are **\$20**.
- Membership year runs from November 1st to October 31st.
- Applications for CPSA National can be obtained through the website: www.cpsa.org

GO TO THE WEBSITE cpsa117.org/membership to complete the online form.

Then to the Store page to complete the payment. Thank you!