


# Pressing the Point

February 2019

**CPA**  
Colored Pencil Society of America

District Chapter 117 | St. Augustine FL



**CPSA-DC 117**  
**160 Cypress Point Pkwy**  
**Suite A208 (2nd floor)**  
(Flagler County Art League)  
**Palm Coast, FL 32164**

We meet on the 3<sup>rd</sup> Sunday of each month at 1:00 PM (except July & August – no meetings).

*Please check the website for any scheduling changes.*

***A few spots still available for the ...***

**Barbara Dahlstedt Workshop**

**March 16 & 17**

Don't miss out on this very unusual opportunity to hone some specific and fascinating skills. There is still some room, a few on each day. Remember, you can register for one or both days. **“Crystal on Black”** on Saturday, March 16 and **“Silver & Gold Metal”** on Sunday, March 17. And a great location at the Hammock Community Center. Only \$80/day for chapter members! Contact Judy Madigan **ASAP** - you can bring your check to the meeting. See the supply lists below in the newsletter.

## **2018-19 Meeting Dates**

**February 17:** Pat Lentine presentation on artwork promotion

**March 17:** Workshop with **Barbara Dahlstedt**

**April 18:** Clock group project presented

**May 19:** TBD

**June 23:** Clock deadline

Charlie Badalati

**July & Aug:** No meetings

**Sep 15:** Kick off the new season

## **WE NEED YOUR EYES !!!**



If you attended the January meeting, be sure to bring in your completed **Eye See You** project so the group can see them during the Show & Tell time ~ and we would like to get some pictures for the next newsletter. Here's **Kathy Darby's**. Can't wait to see yours !!!

If you can't attend, see “Notes to Remember” below.

## **In This Issue**

- ◆ Dahlstedt Workshop
- ◆ February Meeting
- ◆ January Recap
- ◆ Color Picker App
- ◆ It's a Puzzler
- ◆ Member in the News
- ◆ Notes to Remember
- ◆ Dahlstedt Supply Lists
- ◆ Local & Florida Classes
- ◆ Membership Information

## February Meeting: **Using the Internet to Promote and Sell Your Art - How I Did It**

Pat Lentine will be giving the presentation at the **February 17th** chapter meeting.



As most of you know, Pat is an award winning color pencil artist, but she also works in other mediums, such as acrylics and pastels. Pat has gone on to teach and sell her drawing packets.

At this meeting, she will share how she worked through the process of promoting her art to where she is today. We will be viewing her actual website and learning how she sells online. She will show us generally how she formats a web page and some options that are available.

If you are ready to take that next step, then you won't want to miss this meeting. Be sure to come out to support your fellow chapter member, too!


Also, remember to bring your works in progress for Show & Tell.

**Looking forward to seeing you ~ and bring a guest!!**



## January Meeting Recap: *Eye See You*

The meeting started with a surprise visit by **Bob Landrigan** and his wife who come south in the winter. We so look forward to these visits. Bob specializes in colored pencil on bass wood and shared his latest interest - painting on oars. Bob went through the process of procuring and preparing the wood and his creative results. He also brought several other pieces to show and patiently answered our questions. Thanks, Bob, can't wait to see what you bring next year!. If you have questions for Bob, you can reach him at **[belandrigan@gmail.com](mailto:belandrigan@gmail.com)**.




We went on to watch the CPSA National Convention **DVD** of the exhibition entries and the award winners. As usual, it was very inspirational to see the caliber of colored pencil art.



Then the group got out their pencils and started in on the ***Eye See You*** mini-project. Everyone was given a 3 1/2 x 4 1/2 inch piece of bass wood. The assignment - draw the eye of any species of animal you desired, human or otherwise. Reference photos were available or members brought their own. This is **Hanneke's** parrot photo and wood piece.



A magnet was also distributed so the artists could pop these miniature works of art right on the frig! Some folks had tried drawing on wood before; others loved the new experience and will be getting more wood to continue the skill.





We also took time for a couple of Show & Tell's, always informative.  
*Thank you!*

The hands-on project was fun and stimulated a lot of member discussion. If you missed out, be sure to join in next meeting!







## Hot Tip !!

This app is being shared among the chapters with Vera weighing in as well.

# Color Picker App

App Recommended by CPSA DC-119 Members:

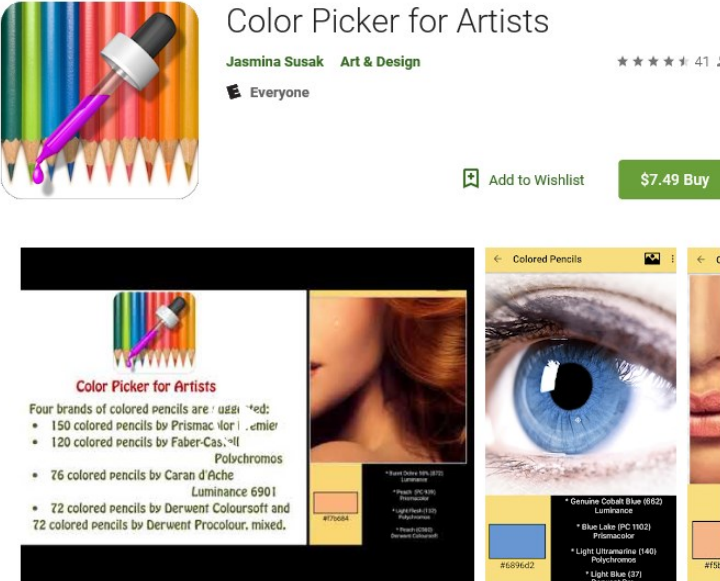
“**Color Picker for Artists**” has you click anywhere on a saved photo and it gives the color you need to use in 4 brands of colored pencil. Costs run from **free** to **\$7.99** to **\$19.99** depending on which device you’re using.

For Apple mobile users: <https://itunes.apple.com/app/id141324> and a free download for Androids at <https://play.google.com/store/apps/details?id=com.color.picker.artists>

For PCs and laptops Windows desktop version is called “**Pen Pick**”, available on Amazon.

**Pat Hull** comments that she loved the Windows version and she’s able to pull up any reference photos she wants for analysis. Sometimes, she questions the color choices that aren’t 100% accurate, but it does point a way to finding the right color.

**Vera Curnow** said, “Seemed like a small price to pay for what it claims to do... When it comes to art, any tool we can use is fair game and not “cheating” – it’s in the same category as using a projector, transfer paper, the color wheel, a view finder, or a ruler!”



This app is a huge help in choosing the right colors for your artworks. Four brands of colored pencils are suggested when you pick the color from your reference photo: 150 colored pencils by Prismacolor Premier, 120 colored pencils by Faber-Castell Polychromos, 76 colored pencils by Caran d'Ache Luminance, and 72 colored pencils by Derwent Coloursoft with 72 colored pencils by Derwent Procolour, mixed. Option for graphite included. Bonus feature: downloadable, printable Skin Tone Value Viewers for drawing portraits.

This app takes less than 8 MB on your space, and works without Internet.


Of course, there is a You Tube video - quite helpful.

If you can't read the fine print, here are the pencils covered by the app:

- 150 Prismacolor Premier
- 120 Faber-Castell Polychromos
- 76 Caran d'Ache Luminance 6901
- 72 Derwent Coloursoft &
- 72 Derwent Procolour, mixed

## Color Picker for Artists 🎨 - YouTube

<https://www.youtube.com/watch?v=T7D1jb3YQwY>



Jul 06, 2018 · Color Picker for Artists, colored or graphite pencil to use. Get it Store: <https://play.google.com/store/app> Author: Jasmina Susak Views: 5.2K

## Member Tip: Puzzle Surprise

**John Robak (again!) so generously shares a unique gift idea. Thank you, John!**

Looking for a unique way to give your art as a gift? Try turning your creation into a puzzle. I recently discovered a website that offers a variety of puzzle sizes, a box you can customize, and recommendations for pixel dimensions. The company is [PUZZLEYOU.COM](http://PUZZLEYOU.COM), and it is based in Germany.

I ordered a 500-piece puzzle, size 14" x 18". The painting I photographed was 16" x 20", and I exceeded their pixel recommendations. Once I placed the online order, the company shipped the same day.

I was impressed by the quality of the puzzle pieces and the sharpness of the details. Prices for varied sizes range from \$40.00 to \$90.00, and I chose a 500 piece for \$45.00. At this writing a sale is being advertised. I have paid less for inferior quality. Besides, it was a holiday gift.



One caveat. For each puzzle size, minimum pixel dimensions are posted. Follow them or exceed them if possible. If you do not have a high-resolution camera, many of your artist colleagues do, and capturing a few images takes only minutes.

One attached photograph shows a puzzle in progress, and the second compares the acrylic on canvas to the completed puzzle.

So, if you are considering a gift of art, try a puzzle. Making a puzzle encourages family involvement, and it just may pull the grandkids away from their iPod and screens and phones for a few minutes.




## Member in the News

### John Guiseppi Award

“WOOT..! I am honored to announce that this year, I was chosen to be in Ann Kullberg's publication *CP Treasures 6!!!* An annual publication of select colored pencil artworks from around the globe!

This year's international juried event received 911 entries, of which 120 were selected! I'm thrilled to be among them for the first time!

I'm not at liberty at this time to say which piece. But the publication is scheduled for release early this spring.”



And we will publish that piece as soon as John can release it !!  
**Congratulations, John !!**

### Notes to Remember

**Remember to wear your nametag to the meeting !!!**

Newsletter submissions would be greatly appreciated during the first 10 days of the month for that month's publication. All members are encouraged to participate.  
Thanks!!

**Registration is about to close for the March Barbara Dahlstedt workshops ~ go to the website, print the form, mail or bring your check to the meeting.**

**March 16 & 17, 2019**

**\$80/\$95 per day. (mem/non-mem)**

**Don't delay, register now!**

**Remember to bring in your EYE to the Feb meeting.  
OR, email or text your eye to AJ for next month's newsletter!**

**386-283-2433**



# Barbara Dahlstedt Workshop Supply Lists

## Crystal on Black Saturday, March 16, 2019



### **Bring**

#### **Prismacolor Pencils:**

White, Black, 20% Cool Grey, 70% Cool Grey, 50% French Grey, 70% French Grey, Eggshell, Jasmine, Lemon Yellow, Canary Yellow, Yellowed Orange, Cadmium Orange Hue, Pumpkin Orange, Poppy Red, Raspberry, Crimson Lake, Terra Cotta, Light Umber, Dark Umber, Light Cerulean Blue, Indianthron Blue, Grass Green, Light Green, and a Colorless Blender.

#### **Harder White Pencils:**

Col-Erase, Pablo, So-Ho, or Prismacolor Verithin.

#### **Other Supplies:**

4H pencil, kneaded eraser, pencil sharpener, masking tape.

### **Provided**

Paper: Fabriano Black  
Saral Transfer paper: white  
Reference photos  
Instruction booklet

## Silver Metal Sunday, March 17, 2019



### **Bring**

**Prismacolor Pencils:** White, Black, Eggshell, 20% French Grey, 50% French Grey, 70% French Grey, 50% Cool Grey, 70% Cool Grey, Light Aqua, Peacock Green, Sepia, Black Cherry, Terra Cotta, Pumpkin Orange, Mineral Orange, Sienna Beige, Henna, Raspberry, Carmine Red, Poppy Red, Crimson Lake, Canary Yellow, Lemon Yellow

**Other Supplies:** 4H pencil, kneaded eraser, pencil sharpener, masking tape and a 1/4-inch flat chisel tip watercolor brush or synthetic brush.

### **Provided**

Paper: Mi Tientes (Felt Grey); Saral Transfer Paper (White); Solvent: Gamsol  
Reference Photos and Instruction Booklet

## Gold Metal


### **Bring**

**Prismacolor Pencils:** White, Black, Cream, Yellow Ochre, Sand, Carmine Red, Poppy Red, Crimson Lake, Canary Yellow, Lemon Yellow, Artichoke, Powder Blue, Indanthrone Blue, Violet, Imperial Violet, 30% Warm Grey, 90% Cool Grey, Sepia, Pumpkin Orange, Mineral Orange, Terra Cotta, Black Raspberry, Black Cherry, and Dark Umber


**Other:** 4H pencil, kneaded eraser, pencil sharpener, various sized blending stumps, masking tape and a 1/4-inch flat chisel tip watercolor brush or synthetic brush.

### **Provided**

Paper: Stonehenge (White); Saral Transfer Paper (Graphite); Solvent: Gamsol  
Reference Photos and Instruction Booklet



# Colored Pencil Education



## LOCAL WEEKLY CLASSES

**INTRODUCTION TO COLORED PENCILS: LIZ MONACO** at the Flagler County Art League. Tuesdays 1:30-4:00 pm, November through May. \$15/class –members, \$20/class-non-members. Website: [flaglercountyartleague.org](http://flaglercountyartleague.org)

**INTERMEDIATE COLORED PENCIL: KATHY DARBY.** At the Flagler County Art League.  
**UPDATE:** Several upcoming projects, including uses of watercolor and water color pencil with regular pencils. Each class is self-contained (not a series) and accommodates all levels of expertise from beginners to experienced artists. Mondays 1:30-4pm, \$15/class-members, \$20/class—non-members. Website: [flaglercountyartleague.org](http://flaglercountyartleague.org).

**COLORED PENCIL CLASS: PAT LENTINE.** Beginners to advanced students at the **Artist Workshop** in New Smyrna Beach. Wednesdays from 1:00 - 4:00. Cost: \$25/session or \$75/4 weeks. Each student will work at their individual skill and subject interest. Drop ins are okay, but a call or e-mail is requested. You may pay for 4 weeks, but can span this over an 8-week period to accommodate your schedule. Contact Pat Lentine: 407-758-4437 - [pat@patlentine.com](mailto:pat@patlentine.com) - or go to this link <http://www.artistsworkshopinc.com/pat-lentine-cp.html>

## REGIONAL WORKSHOPS

### Kristy Kutch


[www.artshow.com/kutch](http://www.artshow.com/kutch)

**February 13-14-15, 2019**

**First day hours: 1-4:30 pm**

**Other days: 9 am - 4 pm**

**"Landscape in Colored Pencil"**



Grandfather Mountain

Village Art Workshops

[www.villageartworkshops.com](http://www.villageartworkshops.com)

Bev Hennessy,

Workshop Coordinator

352-572-5317

### Upcoming UART Workshops

Wish to learn more about specific pastel underpainting techniques on UART? Then attend one of our UART workshops in your area! Our workshops are taught by some of the greatest pastel artists in the industry today. UART will provide free paper to each participant as well as offer special discounts from local and online participating retailers.

#### 2-Day UART Workshop with Nancy owak: "UnGreen"

**Location: Suwanee, GA**

**Date: Saturday March 2 and Sunday March 3, 2019**

Come spring, our landscape is filled with green. Green trees, green bushes and foliage, green grasses. Beautiful to look at but what a challenge to paint! Learn how to interpret the green landscape, using inspirational underpainting techniques to bring out more subtle colors and hues to make a much more interesting painting.



## Our Board Members

CPSA-DC 117

**President:**

Hanneke Jevons

**Vice President:**

Linda Doup

**Secretary:**

Heather Shaw-Stillman

**Treasurer:**

Judy Madigan

**Membership:**

Joan Franchi

**Webmaster:**

Mary Lee

**Newsletter Editor:**

AJ Barr

**Historian:**

Pat Lentine

**President Emeritus:**

Bill Shoemaker

## Membership Information

**Chapter Membership Benefits:**

- Networking with other colored pencil artists
- Participation in sketch groups
- Member discount rate for local workshops
- Chapter newsletter
- Opportunities for exhibits and event participation

*A member of the local CPSA DC117 St. Augustine Chapter must also be a member of the Colored Pencil Society of America.*

**The benefits of CPSA membership are worth it:**

- A national newsletter, To The Point, twice yearly.
- Product research, pigment identification, lightfast information
- Lower entry fee for annual CPSA exhibitions
- Lower rate for workshops at CPSA Convention
- International membership networking directory
- District Chapters for local and regional networking
- Free link to your website
- Ability to earn Signature status
- NOTE: Only CPSA members who have attained Signature Status may use the initials CPSA or CPX after their name.

## Chapter Application

### Newsletter Contact Info:

For submissions and requests to be profiled, please contact either AJ or Linda.

**AJ** 386-283-2433

msajbarr@earthlink.net

**Linda** 386-295-0486

lindadou@att.net

### MEMBERSHIP APPLICATION

District Chapter 117 - St Augustine FL

\_\_\_\_ New Membership    \_\_\_\_ Renewal

\_\_\_\_ Check if you have Paid National CPSA

NAME: \_\_\_\_\_

ADDRESS: \_\_\_\_\_

CITY: \_\_\_\_\_

STATE: \_\_\_\_    ZIP CODE: \_\_\_\_\_

EMAIL: \_\_\_\_\_

PHONE: \_\_\_\_\_

*.Annual chapter dues are \$20. The membership year runs from November 1st to October 31st. All checks are to be made out to :*

*DC 117/ St. Augustine, and sent to Joan Franchi, 38 Westmore Lane*

*Palm Coast, Fl. 32164.*

*Applications for CPSA can be obtained through the website: [www.cpsa.org](http://www.cpsa.org)*