


Pressing the Point

May 2021

CPA
Colored Pencil Society of America

District Chapter 117 | St. Augustine FL



We meet on the 3rd Sunday of each month at 1:00 PM (except July & August).
Please check the website for any scheduling changes. www.cpsa117.org

CPA
Colored Pencil Society of America

District Chapter 117 | St. Augustine FL



Reference photo and drawing by Liz Monaco

Creating Reflections on Toned Paper *Creating Reflections on Toned Paper*

Sunday, May 16, 2021, 1:00 PM

Drawing glass is so much fun and really easy when using a toned paper. The transparency of the glass shows through not only in the clear glass bottle but also in the green colored glass vase. The mirror reflection gives another element of interest. You already have one of the middle values determined for you with the toned paper saving some time and adding to the transparency of the glass. Join us to learn more from Liz Monaco about drawing reflections.

A Zoom invitation will be sent to all members prior to the meeting.

Don't forget to submit your 2021 Challenge work (subtraction) for April to AJ or Pat before the meeting.

Registration for the **July 2021** Chapter Workshop is now open to members through **May 15** (priority access). Then will be open to all after that.

Don't miss out! Register now!

Go to our website cpsa117.org
Click on the "**Store**" page to pay and reserve your spot.

This double workshop is via Zoom, given by renowned artist and instructor **Mark Menendez**.

July 16 (Fri) ~ Color Study (\$70)

July 17-18 (Sat/Sun) ~ Portraits (\$100). Take both or just one.

Includes digital workbooks or printed version available.

Mark gives outstanding sessions
~ Act Now!!

[March](#)
[Challenge Entries](#)

[May](#)
[Meeting](#)

[April](#)
[Recap](#)

[Reflection](#)
[Supply List](#)

[Member](#)
[Awards](#)

[Classes](#)

Chapter Meeting

May ~ There are definite hints of summer as our temperatures here in Florida dance between the 80's and 90's, then suddenly plummet to the 70's !

The Chapter meeting will be **May 16th at 1:00 pm via Zoom**. Here's what we will be doing:

- ◆ **Liz Monaco** will be our presenter for “**Reflections on Toned Paper.**” Proficiency in glass reflections is something to which many of us aspire but struggle to master. We are so fortunate to have **Liz**, a well-known and highly regarded instructor in our area. The supply list was sent last month to every member and all guests. If possible, please have the reference photo transferred to your paper prior to the meeting. [Click here](#) for the supply list and reference photo. This is part of the **monthly challenge** program for this year
- ◆ Be sure to submit your **April** challenge photos (subtraction) or be prepared to hold your piece up during the meeting. Sending in the photo does allow Pat to present a nice “slide” show with screen share. Send to either Pat (pat42@pme.com) or AJ (cpsa117staug@gmail.com).
- ◆ **Rule for the monthly challenge** ~ work must be done from the time of the presentation forward, cannot have been done in the past. Submit prior to the next meeting to be included in a year-end drawing!
- ◆ Of course, please have at hand your work in progress that you would like to share.

Looking forward to seeing everyone at the meeting!

Zoom Info:

Remember, ***an email invitation will be sent to every member or guest with the link for the meeting.*** You will click on the link and then join in. Feel free to invite someone to attend with you ~ **all are welcome.**

To show your work, you can simply hold the piece up in front of your webcam. **OR**, you can email a photo of the piece to either **Pat Lentine** (pat42@me.com) or **AJ** (cpsa117staug@gmail.com) and we will display them for you.

Problems joining that day? Pat (407) 758-4437. AJ (386) 283-2433.

April

April Meeting Recap

Linda Doup, President, welcomed our guests from other chapters and CPPG ~ including **Bonnie Haney** from Rochester and a past workshop presenter here in Palm Coast. Linda also introduced Board members present.

The July 2021 Chapter sponsored workshop with **Mark Menendez** will be open for **member** registration on **May 1 through May 15**. Then registration will be open to all. The dates again are **July 16, 17, and 18** (Fri, Sat, Sun). Day 1 is a **color study**. Days 2 and 3 will be **portraits**. You may take both or just one of the offerings. **Color/Friday:** \$70 member, \$80 non-member. **Portraits/Sat-Sun:** \$100 member; \$125 non-member.




Liz Monaco gave an overview of her May meeting presentation ~ **Reflections on Toned Paper**. You can use Strathmore 400 toned or Canson gray papers.

Pat presented the March scratchboard submissions ([click here](#)).

For the program, and monthly challenge, **Kathy Viehe** (subtraction award-winner, "**Bosley**") gave a fascinating presentation on the art of **Subtraction** ~ along with her able assistant, **Hanneke Jevons** (also an award-winning subtraction artist). Both acknowledged the influence of Tracy Frein, a pioneer in the subtraction medium. And both treated us to examples of their own work. As the demonstration progressed, there were many questions and comments.

This was a truly memorable program ~ many thanks to both **Kathy and Hanneke**. We were all reminded to complete our own pieces to enter before next month's program!

Challenge Note: As before, **everyone** is invited to either submit a photo of your work or you can hold it up during the meeting. Both ways count as a submission for the **monthly challenge**. The one rule is your submission must have been done during and/or after the Chapter meeting (no previously done work). Entry must be submitted the Saturday before the Chapter meeting. Completing each challenge this year makes you eligible for a drawing for a prize (to be determined). But, more importantly, it will serve to strengthen your own skill set as you move forward with your colored pencil endeavors.



Tips:

1. Use matte film, Grafix Dura-Lar .005, taped to white paper or foam core.
2. Cover film with Art Stix (now discontinued) or black Prismacolor pencil.
3. Lightly spray with OMS (odorless mineral spirits), Turpenoid, Gamsol, etc. Lightly dry brush to blend; dry for several hours.
4. Place reference photo below and lightly trace with a Tombow eraser. Transfer paper does not work!
5. As usual, do the eyes first.
6. Can use the back side to enhance penciled detail.
7. Work the lightest light, then darkest dark.
8. Use a value finder. Use Magic erasers for the brightest white area.
9. Use pencil to fill in or correct.
10. Use kneaded eraser to slowly lighten an area; then Tombow for detail; and Verithins for details.
11. Can use blending stump or chamois. Use a 3" brush to clean.
12. Not necessary to spray at finish.





Jo Ann Eurell



Liz Monaco



Judy Madigan



Helene Alland



Anna Andrews



Pat Lentine



Sophia Kostopoulos



Barbara Tobias



Hanneke Jevons ~ the brush strokes work with the image, provides some movement

Sharing at Meeting



Linda Mello

Hanneke Jevons ~
pencil on film



There was a lively discussion
about the "Slice" ceramic
knife and its advantages.



Close up, fine hairs done with knife



Hanneke Jevons
~ pencil on film



Jo Ann Eurell ~ Gemma
class on pastel board using
Slice knife.



Linda Mello ~ grass
detail using knife.





Kathy McLean



Pat Lentine



Beth Harper



Hanneke Jevons



Kathi Darby




Sofia Kostopoulos



Linda Bishop



AJ Barr



Judy Madigan



Jo Ann Eurell



Kathi Smith

Supply List and Reference Photo – *Creating Reflections on Toned Paper*

Liz Monaco



Reference photo and drawing (both reduced) by Liz Monaco.

- 9 x 12 Strathmore toned gray medium surface (400 series) paper – Hobby Lobby and Michaels have it by the pad.
- Transfer paper
- Pencil

Please transfer the image to paper before class. Trace the outlines of the full-size (5" x 11") photograph on the next page.

In addition, for class you will need:

- Tombow mono zero or equivalent eraser; or a battery eraser with a smaller eraser tip
- Faber Castell pencil eraser (Like the old typewriter erasers) *Optional*
- Prismacolor colorless blender
- Prismacolor Premier pencils:

White 938	Cool Grey 90% 1067
Cool Grey 70% 1065	Cool Grey 20% 1060
Black Grape 996	Lt Umber 941
Sepia 948	Black Cherry 1078
Grass Green 909	Olive Green 911
Spring Green 913	Dark Green 908

Reference Photo for Reflections on Toned Paper



Classes

Classes Offered by Members

Hanneke Jevons

Open Studio for colored pencil in my home on Wednesdays and Fridays from 2:00 to 4:00 PM. Space limited to 4 students. Please contact Hanneke at:

hannoart@bellsouth.net

Pat Lentine

Colored Pencil and Pastel Artists: If you are would like some input on your projects please join us in our online Zoom class. Each student brings to class a project they want to start or have started. Individual input on each project with each student. Students benefit from discussion of their own pieces as well as for other student's projects.

Class limited to 10 students. Wednesday 1:00 - 3:00. Class fee \$10.00/session.

You can sign up each week via my website using this link

<https://www.patlentine.com/on-line-classes-1>

If you are new to Zoom or have questions, please contact Pat at:

pat@patlentine.com and 407-758-4437

Kathi Darby ~ Flagler County Art League

Colored Pencil Series: weekly, Monday afternoons, 1:30 to 4:00 pm

\$20/per week members, \$30/per week future members

Liz Monaco ~ Flagler County Art League

Intermediate Drawing Series: Thursdays, 1:30 to 3:30 pm

\$80 members, \$120 future members

If you are offering instruction, please let us know so your information can be included in future issues.

Our Board Members

CPSA-DC 117

President:

Linda Doup

Vice President:

Pat Lentine

Secretary:

Kathy Viehe

Treasurer:

Judy Madigan

Membership:

Kathi Darby

Newsletter/Website:

AJ Barr

Historian:

Kathy Viehe

Publicity:

Jo Ann Eurell

President Emeritus:

Hanneke Jevons

President Emeritus:

Bill Shoemaker

Membership Information

Chapter Membership Benefits:

- Networking with other colored pencil artists
- Participation in sketch groups
- Member discount rate for local workshops
- Chapter newsletter
- Opportunities for exhibits and event participation

A member of the local CPSA DC117 St. Augustine Chapter must also be a member of the Colored Pencil Society of America.

The benefits of CPSA membership are worth it:

- A national newsletter, To The Point, twice yearly.
- Product research, pigment identification, lightfast information
- Lower entry fee for annual CPSA exhibitions
- Lower rate for workshops at CPSA Convention
- International membership networking directory
- District Chapters for local and regional networking
- Free link to your website
- Ability to earn Signature status
- NOTE: Only CPSA members who have attained Signature Status may use the initials CPSA or CPX after their name.

CPSA remains firmly dedicated to the fundamental principles of inclusion and diversity, and to racial justice as an inalienable human right.

Newsletter Contact Info:

For submissions and requests to be profiled, please contact either AJ or Linda.

AJ 386-283-2433
msajbarr@earthlink.net

Linda 386-295-0486
lindadoup@att.net

MEMBERSHIP APPLICATION DISTRICT CHAPTER 117 – ST. AUGUSTINE

New Member or Renewal

Check if you have paid your CPSA National dues

NAME: _____

ADDRESS: _____

CITY: _____

STATE: _____ ZIP CODE: _____

EMAIL: _____

PHONES(S): _____

Annual chapter dues are **\$20**. The membership year runs from November 1st to October 31st.

Checks made out to: **CPSA-DC117 St. Augustine**

Mail to: Kathi Darby
13 Bleau Court
Palm Coast, FL 32137