


Pressing the Point

October 2018

CPSA
Colored Pencil Society of America

District Chapter 117 | St. Augustine FL



CPSA-DC 117
160 Cypress Point Pkwy
Suite 207C (2nd floor)
(Flagler County Art League)
Palm Coast, FL 32164

We meet on the 3rd Sunday of each month at 1:00 PM (except July & August – no meetings).

Please check the website for any scheduling changes.

2018-19 Meeting Dates

October 21: Montage group work session & Nat'l Convention DVD

November 18: Pastel presentation by Judy Madigan & friends. Montage project deadline

December 16: Holiday party. Montage unveiling.

January 20: New chapter project introduction - Eye See You

February 17: Pat Lentine presentation on artwork promotion

March 17: Workshop with **Barbara Dahlstedt***
*** Important discussion at the October meeting.**

President's Message

The colored pencil Society of America is a non-profit organization dedicated to promoting Colored Pencil as a Fine Art Medium. Our chapter was formed to support our National Organization and to bring together colored pencil artists. We provide monthly meetings, discounts for workshops, opportunities for exhibits, event participation, and



(Continued on page 2)

The October Meeting: An Important Working Session

Last month we had our kick-off for the chapter Montage project. Hopefully, everyone is making progress. The October meeting will have two items on the agenda.

First, we will have a **technical working session** for the Montage project. This is not a chat & sketch, but a time to check your section against the large photo and note any adjustments that need to be made. We can also see who has adjacent pieces and see how they are matching up. You are encouraged to bring your pencils. There were some issues early on, which Linda ad-

(Continued on page 2)

In This Issue

- ◆ President's Message
- ◆ October Meeting
- ◆ November Tickler
- ◆ September Show & Tell
- ◆ Notes to Remember
- ◆ Jesse Lane Review
- ◆ Members in the News
- ◆ Local & Florida Classes
- ◆ CPSA Announcement
- ◆ Other Tidbits & Tips
- ◆ Membership Information

(President's Message—Continued from page 1)

a personal page on our chapter website.

As we grow, our needs and your interests expand, networking with other colored pencil artists is what it is all about. As a Chapter Board, we are always looking for new and exciting programs ... to encourage the creative process.

Some of us aspire to become better artists and hope to make National Shows. Others enjoy the creative process and the camaraderie and fun at the meetings. For whatever the reason you are a member, we try to offer you meaningful monthly meetings and programs.

Please share with me what programs and meetings you would like to see more of, as we go forward. The chapter board is meeting and planning for the new year 2019. What can we do for you and how would **you** like to participate more?

Enjoy this wonderful newsletter and see all the exciting things that are happening.

Happy Penciling! Hanneke, Chapter President

(October Meeting—Continued from page 1)

dressed in an email to the participants. If you are having difficulty and need a new piece of paper, we will bring some extra to the meeting. Keep in mind that the project was intended to challenge our skills and to foster member communication. In other words, have some fun already!!




Second on the agenda, we will have an opportunity to view the CPSA National Convention DVD, as we have in the past. It's always inspiring to see these amazing works of art.

**** Note:** If you are not a project drawing participant, we still need you. It is important that you attend, to provide an objective viewpoint, to offer advice, and share your skill set. This is a chapter project, whether you are actively drawing or not.

November Tickler

Be sure to mark **November 18** on your calendar. "**Judy Madigan & Friends**" will be presenting their tips on using Pan pastels with colored pencil. Being pastel artists, they have a great deal of experience and will be able to answer our questions. There will also be some hand's-on activity. For now, enjoy this pastel piece by Joyce Gatonska titled "**Green Scarf**."



September Show & Tell * An Impressive and Informative Display







NOTES TO REMEMBER ...

Remember to wear your nametag to the meeting !!!
So helpful for new members and for those of us of advanced years.

The Peabody show is coming up fast - get crackin' !!

Remember the Montage due date is the November meeting

Membership dues are ... due!
See last pages below

We will be voting on the March workshop topics — don't miss out on voicing your preference

Bring in your old pencils for the Chapter wreath - give to Linda at the meeting

Chapter elections will be held at the November meeting. Also, we need volunteers for Hospitality and Historian

Newsletter submissions would be greatly appreciated during the first 10 days of the month for that month's publication. All members are encouraged to participate. Thanks!!

FCAL is moving! But not very far away: **Unit A-208**. Just the other end of the second floor walkway. Our November meeting will be in the new location in a dedicated meeting room; larger and more comfortable.

Many of us are members of FCAL and our two organizations are closely aligned. This is an exciting time for all of us.

Barbara Dahlstedt is an exceptional artist. The options for the March workshop will be discussed and voted on at the October meeting. It's not just one option - we get to ***pick 2***, one for each of the two days. Don't miss out!!

Workshops by Barbara Dahlstedt



Abstract on Birch Wood

Learn how to create beautiful depth in shadows with an abstract design. There are many advantages to working on this unique surface.



Skyscapes on Mi Tientes Touch

Color blends easily with a stroke of your brush! The toned sandpaper surface grabs the color and solvent will smooth out the texture.



Metallic Objects

Drawing metallic objects are interesting because of the reflections. Learn how to break it down into shapes. Learn how the paper you choose makes a huge difference in the level of difficulty. Choose from silver metal on grey paper or gold metal on white.



Crystal on Black Paper

Give dramatic effects to your drawing by using black paper. Learn the secret to getting your colors to pop!



Review: Jesse Lane Workshop

Two of our members, Judy Madigan and John Guiseppi, attended the September 28-29 Jesse Lane portrait workshop, “*Dynamic Skin Tones*,” in Myrtle Beach, SC. As you can see from the photo’s below, the focus was very specific and exacting. Here is **John’s** review:

“The first day started off with introductions. We were each provided a booklet, and a contour drawing of Jesse’s piece entitled “Riptide”. This would be the portrait that we would work on for the remainder of the workshop.

Jesse went over a few specifics and his philosophy on skin tones. He highlighted each of the following topics; Burnishing, Contrast of Value, Contrast of Color, and Variety. Jesse says that his skin tones now number 86 plus colors and are still growing.” Like splotches of color on an autumn leaf, skin tone is organic”.

Jesse works in areas, larger to smaller and moving from general to specific details. He teaches that almost anything you render can be broken down into 3 steps, value, color and texture.

At this point we started working on the pupil of the eye. We started off using 9 colors, and I’m sure we added a few more along the way. It’s a very slow process, consisting of much layering until the area is burnished and perfectly blended. It amazed me at how smooth and painterly the final result was.

We spent most of the first day just working on one eye. Jesse is very thorough, explaining each step meticulously and often will go around checking each person, offering tips suggestions and compliments.

Day two consisted of working on hair, skin tones, lips and using the X-Acto or Slice ceramic cutter. The Slice was used to add single line details by scratching a very thin line of color from the painting. We ended the workshop with learning to do water droplets.

Each area that we worked started with the darkest color in the area to establish value. We consistently worked from general, to specific, ending in a burnished smooth transitioned area.

If you get a chance to attend one of Jesse’s workshops, I highly recommend it. Jesse is very polite, easy to talk with, and a wealth of knowledge in his specialty, portraits.”

Next page for Judy’s review



Review: Jesse Lane Workshop


And **Judy's** feedback:

I agree wholeheartedly with the review John G. wrote. I found Jesse to be both personable and laid-back in his demeanor, yet precise and exacting in his work.

In his workshop, he uses a camera and monitor system so you can see exactly what he is doing. He works the piece, and you work along with him. He tells you what color, stroke, and pressure to use as you follow along.

For those who tend to work fast, his pacing, especially on the first day, may become tedious, but the detail of the focal point (the eye) is absolutely necessary to achieve the dynamic and dramatic effects of his paintings.

Jesse does look to the class for input on his pacing and will adjust to meet the needs and desires of the class. All in all, I would highly recommend his workshop to anyone looking to achieve dynamism and drama in their work.



The 20+ page booklet that you see was included with the class.

This type of feedback is so appreciated. It serves to encourage others to attend workshops, to validate instructor skills, and to share the knowledge. If you are planning on attending a workshop in the future, please feel free to submit an article. Thank you Judy and John !!

Members In the News !!

Congratulations to **Bill Shoemaker** who received an “Award of Distinction” at the latest Flagler County Art League “**Glorious Nature**” show for colored pencil.

It is titled “**The Hunger Games.**” This piece is part of a series that Bill is doing called “**Nesting;**” he is currently working on the third piece in the series.



Congratulations to **Kathy Smith** for being selected for this exhibit. See her write up below (from Facebook post).



“**Creativity Takes Courage**’ is an exhibition at the GFAA Gallery. This is a multimedia exhibition, the artwork on display includes Oil Paintings, Acrylics, Ink work, Stone Sculptures, Photography, 3 D artwork, Fiber artworks and Colored Pencil artworks and more.

Out of 300 entries from 11 States, 63 pieces of artwork were selected.

Very proud to say “**Majestic Roost**” was one of the selections. Three other colored pencil artist’s pieces were also selected. It’s wonderful to see CP as a fine art medium.”


Members In the News !!

Congratulations to **Pat Lentine** for her "Award of Distinction" from the Art League of Daytona Beach for her painting "Summer's Smile."




Stop the presses !!!
A double win at the FCAL "Fall Show" on October 13th

It's **Bill Shoemaker** again for "**Chain Reaction**", Second Place of Show. The judge's comment: "Folding shadows push and pull this warmly and brightly lit composition into the viewers sensual realm of touch, memory and being. Masterful balance achieved between the use of detail and more broadly drawn color field abstractions."




Congratulations to **Hanneke Jevons** for "**Best Friends**", Third Place of Show. The judge's comment: "Feelings of joy, love of life, and celebration of the majestic horse are all emotions truthfully expressed by the artist. The care taken in how the lines are sensitively drawn speaks most eloquently to the observation."





Colored Pencil Education



LOCAL WEEKLY CLASSES

INTRODUCTION TO COLORED PENCILS: LIZ MONACO at the Flagler County Art League. Tuesdays 1:30-4:00 pm, November through May. \$15/class –members, \$20/class-non-members. Website: flaglercountyartleague.org

INTERMEDIATE COLORED PENCIL: KATHY DARBY. At the Flagler County Art League. Mondays 1:30-4pm, \$15/class-members, \$20/class—non-members. Website: flaglercountyartleague.org.

COLORED PENCIL CLASS: PAT LENTINE. Beginners to advanced students at the **Artist Workshop** in New Smyrna Beach. Wednesdays from 1:00 - 4:00. Cost: \$25/session or \$75/4 weeks. Each student will work at their individual skill and subject interest. Drop ins are okay, but a call or e-mail is requested. You may pay for 4 weeks, but can span this over an 8-week period to accommodate your schedule. Contact Pat Lentine: 407-758-4437 - pat@patlentine.com - or go to this link <http://www.artistsworkshopinc.com/pat-lentine-cp.html>

REGIONAL WORKSHOPS

Kristy Kutch

www.artshow.com/kutch

February 13-14-15, 2019

First day hours: 1-4:30 pm

Other days: 9 am - 4 pm

"Landscape in Colored Pencil"



Grandfather Mountain

Village Art Workshops
www.villageartworkshops.com
Bev Hennessy,
Workshop Coordinator
352-572-5317

Michelle Sanders

Green Reflections on White Paper

\$199

Spring Hill, FL - February 2019



<https://annkullberg.com/pages/soar>

CPSA welcomes its new president

October 9, 2018

From: Vera Curnow, Founder



Melissa Miller Nece

You may recall that the June issue of *To The Point* announced the departure on November 1 of **Andrew Purdy** as corporate relations director (formerly ways and means) and the need to find someone with both knowledge of, and experience with, CPSA to replace him.

The search took an unexpected and welcome turn when our current president, **Melissa Miller Nece**, offered to take over this position, which she had held for many years prior to assuming the role of president four years ago. We are grateful for Melissa's continued support and commitment to CPSA to make this a seamless transition.



Deborah Maklowski

That, of course, left the position of president unfilled. Again, the presidency is a job that requires someone who understands the society and can oversee its daily operations.

We are pleased, therefore, to announce the appointment of **Deborah Maklowski** as CPSA president effective November 1. Deborah brings a wealth of leadership skills (including managing staffs of over 100) from her 30-year career with the Department of Defense. This, along with her four-year involvement on the CPSA governing board first as ways and means director and then product research director, makes her a well-qualified successor.

My thanks to Melissa and Deborah for their ongoing support, and to Andy for his dedication and many contributions during his time on the governing board.

All best,



Vera Curnow, CPSA, CPX
Founder
Colored Pencil Society of America

Look at This Neat Stuff from the CPUSA Nat'l Convention !!



“Twenty years from now, you will be more disappointed by the things you didn’t do than those you did. So throw off the bowlines. Sail away from safe harbor. Catch the wind in your sails. Explore. Dream. Discover.”

Mark Twain

**8-Day Alaska Cruise
June 8-15, 2019**

<https://annkullberg.com/pages/8-day->

with workshops taught by:
Jesse Lane, Tanja Gant and Ann Kullberg



“The sea, once it casts its spell, holds one in its net of wonder forever.”

Jacques Yves Cousteau

Our Board Members

CPSA-DC 117

President:

Hanneke Jevons

Vice President:

Bill Shoemaker

Secretary:

Heather Shaw-Stillman

Treasurer:

Judy Madigan

Publicity:

Linda Doup

Membership:

Joan Franchi

Webmaster:

Mary Lee

Newsletter Editor:

AJ Barr

Newsletter Contact Info:

For submissions and requests to be profiled, please contact either Linda or AJ.

Linda 386-295-0486

lindadoup@att.net

AJ 386-283-2433

msajbarr@earthlink.net

Membership Information

Chapter Membership Benefits:

- Networking with other colored pencil artists
- Participation in sketch groups
- Member discount rate for local workshops
- Chapter newsletter
- Opportunities for exhibits and event participation

A member of the local CPSA DC117 St. Augustine Chapter must also be a member of the Colored Pencil Society of America.

The benefits of CPSA membership are worth it:

- A national newsletter, To The Point, twice yearly.
- Product research, pigment identification, lightfast information
- Lower entry fee for annual CPSA exhibitions
- Lower rate for workshops at CPSA Convention
- International membership networking directory
- District Chapters for local and regional networking
- Free link to your website
- Ability to earn Signature status
- NOTE: Only CPSA members who have attained Signature Status may use the initials CPSA or CPX after their name.

Chapter Application

MEMBERSHIP APPLICATION

District Chapter 117 - St Augustine FL

New Membership Renewal

Check if you have Paid National CPSA

NAME: _____

ADDRESS: _____

CITY: _____

STATE: _____ ZIP CODE: _____

EMAIL: _____

PHONE: _____

.Annual chapter dues are \$20. The membership year runs from November 1st to October 31st. All checks are to be made out to :

DC 117/ St. Augustine, and sent to Joan Franchi, 38 Westmore Lane

Palm Coast, Fl. 32164.

Applications for CPSA can be obtained through the website: www.cpsa.org



The 2019 CPSA membership year starts Nov. 1

October 14, 2018

The end of the 2018 CPSA membership year is coming up quickly! If you've renewed in the last few days, please accept our thanks and watch for an email acknowledgement soon. If you haven't renewed yet, we encourage you to renew before November 1 to ensure that your benefits continue uninterrupted.

An easy way to renew your membership is on the CPSA website. Your payment will be made through PayPal, but you don't need a PayPal account.

ONLINE RENEWAL

- Go to the [CPSA website 2019 membership page](#) (or click Renew Online at right).
- Scroll down the page and under "Tickets" select the appropriate Membership item.
- Fill out the form completely (you must answer all questions that have a red asterisk) and click "Add to Cart."
- Look over the Cart page and then click "Proceed to [Checkout](#)."
- On the "Checkout" page enter your billing information and click "Proceed to PayPal" to go to the secure PayPal website and complete your payment. You'll receive an acknowledgement email from PayPal to let you know your transaction is complete, and one from CPSA after we've processed your renewal.



[Renew Online](#)

MAIL-IN RENEWAL

- Click "Print Form" (at right) to download the form.
- Print and complete it, and make your check payable to CPSA (in U.S. funds).
- Mail your form and payment to the address on the form and allow up to three weeks from your mailing date for receipt and processing.

10-year U.S. Membership Option

Select the 10-year membership option to lock in reduced annual dues of only \$40 a year for the next ten years. (Sorry, available only to members with a U.S. address.)



[Print Form](#)