


Pressing the Point


April 2023

CPSA
Colored Pencil Society of America

District Chapter 117 | St. Augustine FL



We meet on the 3rd Sunday of each month at 1:00 PM (except July & August).
Please check the website for any scheduling changes. www.cpsa117.org



On Becoming a Colored Pencil Artist

Jesse Lane



Sunday, March 19, 2023, 1:00PM Eastern Time

Zoom only

Jesse Lane is an outstanding colored-pencil artist. His drawings feature intimate portraits, as well as figurative works of imaginative realism. He is going to share challenges that he has overcome in his development as an artist, his techniques that lead to photorealistic art, and a brief tour of his fabulous studio. Jesse has won numerous awards, including the coveted CPSA CIPPY Award in 2020. His honors include awards from many other art organizations and feature articles in multiple magazines. Jesse is a graduate of Texas A&M University, and he lives in The Woodlands, Texas, with his wife, Kinsey, who is also a talented artist. He teaches workshops online and in-person and he also offers video instruction and coaching. Jesse is represented by RJD Gallery in Romeo, Michigan. His website is <https://jesselanart.com>. Please join us for a very interesting and inspiring presentation.

Welcome New Members!

From this past year ~

Beth Carroll

Anne Demeo

Max Irsik

Connie Krupp

Pamela Mason

Ken May

Rudie Paul

Kathy Ulrich

Noreen Walker

Fran Windeler

Thank you for being part
of our Chapter !

Please click the links or just
scroll through the newsletter to

[April
Meeting](#)

[March
Recap](#)

[CPSA
National](#)

[Classes](#)

April ~ Time for Plein Air!

It's spring and it's time to get outside and capture the beauty of nature with a plein air creation!

- ♦ **Program** ~ This month some of us will gather at the Florida Agricultural Museum to explore the interesting grounds and animals. However, the program for the Zoomers includes a plein air discussion and "Caveat Emptor," buying your new colored pencils. There will also be a presentation on some materials testing being done by Pat.
- ♦ **Challenge Update** ~ The current challenge, due by the June meeting, is "**Gold Leaf or Gold Pencil.**" The challenge is based on Dale Whaley's gold leaf presentation, but, as not everyone will have the opportunity to set up this technique, the challenge also includes a composition featuring gold pencil. Two prizes will be awarded, one by a drawing and one by a judge. Please note, although everyone is invited to participate, only **members** are eligible to win the awards.

Entries will be posted on the website [cpsa117.org/Challenge 2022/](https://cpsa117.org/Challenge%202022/). Submit entries to cpsa117staug@gmail.com.

- ♦ **Convention** ~ The 2023 CPSA National Convention and Exhibition to be held in Cincinnati has been announced.

***We look forward to seeing everyone soon ~
in-person or on Zoom!!***

Challenge Note: **Everyone** is invited to submit a photo of your work. The one rule is that your submission must have been done during and/or after the announcement (no prior work). Completing each challenge this year makes all **members** eligible for one of two prizes (gift cards) by either a drawing or by a judge. But, more importantly, it will serve to strengthen your own skill set as you move forward with your colored pencil endeavors.

Zoom Info:

Remember, ***an email invitation will be sent to every member or guest with the link for the meeting.*** You will click on the link and then join in. Feel free to invite someone to attend with you ~ **all are welcome**. Questions: cpsa117staug@gmail.com.

March Meeting Recap

Linda Doup, President, welcomed everyone, however, comments were kept to a minimum as the meeting was quickly turned over to our very special guest speaker, **Jesse Lane**.


Jo Ann Eurell introduced Jesse, a Signature member of CPSA, with his works featuring intimate portraits as well as figurative works of imaginative realism. He has won numerous awards including the 2020 CIPPY Award, Pioneer of Realism Award, top awards from the Salmagundi Art Club, the Hudson Valley Art Association, and the International Artists magazine. Jesse has been featured in publications such as Fine Art Connoisseur, American Art Collector, Southwest Art, and Artist's magazine. He teaches both online and in-person, is a graduate of Texas A&M University, and lives in The Woodlands, Texas. His website is jesselane.com.



Presentation by Jesse Lane

Jesse spoke on “**On Becoming a Colored Pencil Artist**,” his personal story about his artistic journey. He wanted to open up about his experiences along the way, both the challenges and the victories. He started out as a kid who liked to draw, but not great at it. He found out in middle school that he had dyslexia, was a bit overweight, and not athletic. He developed a big sense of insecurity, felt alone without many friends. He loved art, creating, and started working on his own, but was never recognized for his art. In 8th grade, the teacher’s assignment was to do a portrait; unfortunately, the teacher announced in front of everyone that Jesse was the worst in the class; he was crushed. She went on to say you don’t draw like an artist, look at what everyone else has done and draw like they do. But part of Jesse knew the teacher was wrong.

In high school, Jesse did make some friends who were into art, so he decided to try again. He was still terrible (he thought), he could not do anime as well as his friends. But he then felt he could go further, to raise his standards. He goes home and starts to draw and finds that if he pushes himself he can grow and get better even though he does not have natural talent. He starts to use colored pencils and gets excited about his art. He did get better and was able to bring a passion and enthusiasm to the effort, something that not all the other kids had.



Jesse then gets himself into art classes and begins to feel that he is an artist, and enjoying it. He becomes aware of colored pencil drawings that looks like photography and knew he had to go to that level; that became his life's goal at that time. He goes on to Texas A&M, where his wife is going (high school sweethearts). It was not easy, the focus was more on animation, but he got through it. He graduated and moved to Florida and went to work for Michael's. He would teach small classes but was not satisfied. While in Florida, Jesse did a drawing of a young woman and receives the recognition and encouragement of his parents.



Jesse goes on with portraits, joins CPSA, and has his first piece accepted in 2015. Now he starts to meet others who are dedicated to colored pencil and he really starts winning many competitions. It felt wonderful to win awards and be recognized for his work, things were really taking off.

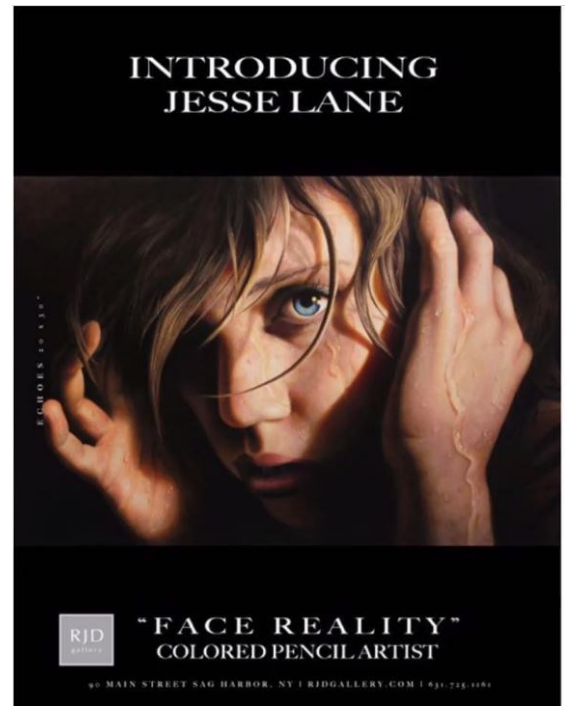


He joins a gallery in NYC, he was on top of the world. Jesse was offered a solo show at the RJD Gallery and was selling his work.


But, the RJD Gallery caught fire! Five pieces were lost, **Gravity**, **Drift**, **Manifest**, **Resolve**, and **Echoes**. Where do I go from here, he asked. The rug was pulled out from under



him, the pressure was intense. For a while, Jesse “fought” the fire, but the more he fought the worse he felt. He went to a really dark place.



Jesse goes on to create “**Face Reality**” (a self portrait) in response to the fire, a piece he could not have created without the fire. He tried to use the fire as inspiration, but needed to finally separate himself from the past.



Eventually, Jesse found the ocean as new inspiration; he got

excited about art again. He found the ocean magical and whimsical; he began to push himself. Pieces now have a happier and more romantic quality. In the past, he was focused on changing the opinions of others, to compare himself to others, to compete, to not be the outcast, and feeling his work wasn't good enough.



But we are always enough, Jesse says, wherever we are. We all feel this in different ways in our lives. We need to put in the work, to try to make art. We need to recognize mistakes, but mistakes are the most information-rich teaching directly applicable to you, the artist. Embrace mistakes to move on, not to beat yourself up.


When you look at other artist's work, it's not that you are less than they are, but recognize that they have some answers; how can you learn from them, take their classes, study their work, figure it out. Jesse studies painters a lot, painters push the vision (being a more reworkable medium), then tries to bring those qualities to colored pencil.

Jesse goes on to say, try your best, there's value in that, to be your best, even if the result is not what you thought it should be. Have other outlets to gain perspective and release stress; Jesse dabbles in ceramics as an outlet.



We place too much emphasis on whether someone has natural talent or not. As Jesse described, someone might start the game with a point or two on the board, but that doesn't mean they've won the game; we're playing a game that's out of 100.

How do you learn to evaluate yourself, what attitude do you take, how do you approach the world. The same things, challenges, happen to different people. There were others who lost even more work than he did in that fire. The 20 artists all handled it differently. Art comes out of you, the way you internalize the world, and your attitude is the filter.



Jesse very graciously gave a tour of his studio in his home. He started out working flat on pieces at his desk. About 6 months ago he started working standing up. His pencils and supplies are highly organized, with pencils stored by manufacturer. Jesse built much of the furniture in the studio. It's important to get away from the work. He has a modified easel so he can view the work from a distance. There are built in spaces for his laptop to see his reference photos. Jesse has most of the major pencil brands, in multiple quantities.



Jesse then took a few questions.

Paper: Recently discovered Legion Stonehenge White, but most work has been done on Strathmore Bristol 400 or 500.

How long spent on a piece: Bigger pieces can take 6 to 8 months; smaller in 2 months. He works on multiple pieces at the same time. Using the standing easel has speeded up the process.

Pencil pressure: Uses a lighter pressure up until something is burnished. A heavier pressure changes the paper surface.

Solvents: No, does not use.

Photo references: Takes his own photos; stages photo shoots with models or on site. Will take separate shots for things like hair. Uses Photoshop to edit the elements. Will paint some things digitally when necessary, easier to correct.

Software: Photoshop Elements.

Hours per session: However long he feels is right, and can see straight. Will have intense bursts for a month, but then gets less effective. Tries to avoid burn out.

Color within color: Starts with base tones for a portrait; does the values first; values do most of the work. Then starts to add color on top. Starts to break up the color more and more. At a distance, looks like one color. But close up, can see the many color layers. What color can I get the viewer to see; usually a complimentary color.



Sell prints: Does have prints, including from the fire. But more interested in moving into new areas.

Goals now: To be true to the art itself; to manipulate the colors more like Adrienne Stein. To continue to explore the ocean, to be more varied than in the past.

The teacher: Didn't see this person for over 10 years.. Then his work was on a magazine cover. She recognized him and they did have a conversation; she apologized. They are friends now and she is proud of him and follows him on social media. Jesse described it as cool to come full circle!

The session ended with many comments from the group about how inspirational and relatable his story is. Jesse's journey was told in such a direct and impactful manner as to give each of us the encouragement and support we need to find joy in this most wonderful of mediums.

2023 Convention Registration is Open!

See the CPSA International Exhibition in Person



This year, for the first time, the CPSA exhibition is in a gallery located *inside* our convention hotel. Convention attendees will find it easy to visit as often as they'd like.

The Summit Hotel Gallery
5345 Medpace Way
Cincinnati, Ohio



Exhibition Dates: July 2–30, 2023

Pre-convention Schedule

- July 24 Travel day for pre-convention attendees
- July 25 Day: Meetings (CPSA Governing Board and District Chapter Forum)
Evening: Exhibition preview/forum dinner (Board and DC Forum only)
- July 26 Morning: DC Forum/Board joint meeting
Afternoon: Meetings (Board and DC Forum)

Convention Schedule

- July 26 Travel day for convention attendees
Evening: Meet & Greet in hospitality room
- July 27 Day: Workshops
Evening: Art Gala and silent auction
- July 28 Day: Workshops
Evening: Awards banquet (*please, no children under 12*)
- July 29 Morning: Blick Art Materials trade show
Afternoon: Artists reception
Evening: Dessert party

Event details are on pages 3 and 4

Registering for the Convention

Registration opens **March 15, 2023**, at:
www.cpsa.org/convention

\$25 Registration Fee

All attendees must register and pay a \$25 registration fee in advance on the CPSA website at www.cpsa.org. Doing so will ensure attendees receive a name badge to be worn at all convention events. CPSA members are given a welcome bag when they arrive at the CPSA hospitality room and are eligible to win raffle prizes during the Art Gala.

You must register by July 3 on the CPSA website. Payment for the registration fee and any optional paid events may be made online or by check. Details and instructions for paying by check will be included in your confirmation email.

Deadline for the arrival of online and mailed payments is July 3, 2023.

Classes Offered by Members

Hanneke Jevons

Open Studio for colored pencil in my home on Wednesdays and Fridays from 2:00 to 4:00 PM. Space limited to 4 students. Please contact Hanneke at hannoart@bellsouth.net

Pat Lentine

Colored Pencil and Pastel Artists - online Zoom classes: Each student brings to class a project they want to start. Individual input on each project. Class limited to 10 students. Tuesdays 7:00 - 9:00 pm and Wednesdays 1:00 - 3:00 Eastern. Register at my website www.patlentine.com/ or contact Pat at: pat@patlentine.com and 407-758-4437

Colored Pencil & Pastel Pencils: The Artists' Workshop of New Smyrna Beach, 540 Barracuda Blvd., New Smyrna Beach, FL. Mondays, 5:00 - 7:00 PM. This class is for students who want to improve their colored pencil or pastel pencil art. Pat will help you figure out how to start, make decisions, solve problems, and give finishing touches to your projects. Contact: pat@patlentine.com and 407-758-4437

Kathie Miranda

Springtime in Colored Pencil: Online! Create a series of work capturing the Spring. Tuesdays, May 16 to June 6, 10:00-1:00 East.

Contact kathiemiranda@me.com



Botanicals by Brush & Pencil: Online! Combine 3 very different media to create luminous paintings (India ink, watercolor, colored pencil). Thursdays, May 11 to June 1, 10:00-1:00 East. Contact kathiemiranda@me.com.



Liz Monaco

Colored Pencil Art: In-person, 3 weeks, Thursdays, July 7-14-21, 1:30-3:30 at **River House**, 179 Marine Street, St. Augustine, FL. 904-209-3655. Register at coasjc.coursestorm.com

Watercolor / Doodles with Liz Monaco 1 - 3 Mondays

Colored Pencil Art with Liz Monaco 1:30 - 3:30 Thursdays

Kathi Darby

Colored Pencil Cat: Ormond Art Museum, 78 E. Granada Blvd, Ormond Beach, FL. 386-676-9947. Thursday, May 18, 1:00 - 3:00pm. This class will introduce beginning colored pencil students to drawing techniques for rendering fur and drawing animal eyes. .

If you are offering instruction, please let us know so your information can be included in future issues.

Our Board Members

CPSA-DC 117

President:

Linda Doup

Vice President:

Pat Lentine

Secretary:

Kathy Viehe

Treasurer:

Judy Madigan

Membership:

Kathi Darby

Newsletter/Website:

AJ Barr

Historian:

Kathy Viehe

Publicity:

Jo Ann Eurell

President Emeritus:

Hanneke Jevons

Membership Information

Chapter Membership Benefits:

- Networking with other colored pencil artists
- Participation in sketch groups
- Member discount rate for local workshops
- Chapter newsletter
- Opportunities for exhibits and event participation

A member of the local CPSA DC117 St. Augustine Chapter must also be a member of the Colored Pencil Society of America.

The benefits of CPSA membership are worth it:

- A national newsletter, To The Point, twice yearly.
- Product research, pigment identification, lightfast information
- Lower entry fee for annual CPSA exhibitions
- Lower rate for workshops at CPSA Convention
- International membership networking directory
- District Chapters for local and regional networking
- Free link to your website
- Ability to earn Signature status
- NOTE: Only CPSA members who have attained Signature Status may use the initials CPSA or CPX after their name.

CPSA remains firmly dedicated to the fundamental principles of inclusion and diversity, and to racial justice as an inalienable human right.

Newsletter Contact Info:

For submissions and requests to be profiled, please contact either AJ or Linda.

AJ 386-283-2433

cpsa117staug@gmail.com

Linda 386-295-0486

lindadou@att.net



MEMBERSHIP APPLICATION

New Membership Renewal

Check if you have paid CPSA National

NAME: _____

ADDRESS: _____

CITY: _____ STATE: _____

ZIP CODE: _____

EMAIL: (Please print) _____

PHONE(s): _____ (Home) _____ (Cell)

- Annual chapter dues are **\$20**.
- Membership year runs from November 1st to October 31st.
- Applications for CPSA National can be obtained through the website: www.cpsa.org

GO TO THE WEBSITE cpsa117.org/membership to complete the online form.

Then to the Store page to complete the payment. Thank you!